

# State of South Carolina

## ARRIVALS

US Price List

Contract #4400005978



# ARRIVALS

---

<b>Conditions of Sale</b>	ii	Shipping	ii
Title and Freight	ii	<b>Limited Lifetime Warranty</b>	<b>iii</b>

---

<b>Arrivals Desking</b>	<b>A</b>		
Overview	A-1	Radius Corners	A-6
Rectangular Desks	A-3	Split Level Corners	A-6
Bow Top Desks	A-4	Bullet Top Desks	A-7
Returns	A-4	Service Modules	A-8

---

<b>Accessories</b>	<b>B</b>		
Cable Management Tray	B-1	Case Filler Kits	B-1
Anti-tip Bracket	B-1	Platform Frame to Wall Bracket	B-1
Worksurface Grommet	B-1	Lateral Tops	B-2

---

<b>Surface Materials</b>	<b>C</b>		
--------------------------	----------	--	--

## Conditions of Sale

Reference to INSCAPE shall include INSCAPE Systems, except as specifically excepted and noted.

### Order Placement and Order Confirmation

All orders with INSCAPE must be placed in writing or electronically by the purchaser. Verbal orders are not accepted. All orders must be accepted and confirmed by INSCAPE in writing to be valid. INSCAPE manufactures, delivers and invoices based on the information in such written confirmation ("the Order Confirmation"). INSCAPE provides Order Confirmation by mail and/or facsimile. It is the purchaser's responsibility to advise INSCAPE of any information in the Order Confirmation that is incorrect within five (5) working days of receipt thereof, after which such Order Confirmation shall be deemed to be correct. The Order Confirmation, together with these Terms & Conditions, is intended and agreed by the purchaser to be the complete, exclusive and final statement of all terms and conditions of agreement between INSCAPE and the purchaser with respect to the purchase and sale of any INSCAPE product. No other terms and conditions shall apply to this agreement unless specifically agreed to in writing by an authorized officer of INSCAPE.

### Prices

All pricing (list, discounted, net, or otherwise) is for product only and is subject to change without notice. Without limiting the generality of the foregoing, prices do not include storage, insurance, taxes, local delivery or installation. Freight costs, except for freight charges, are included as set forth herein. Following freight surcharge applies to all orders.

\$ Net Order Value	USA East*	USA West*
<\$1,500	\$150	\$250
\$1,500 to \$5,000	3% of order value	5% of order value
>\$5,000	1% of order value	1% of order value

\* The USA West is defined as the States of Washington, Oregon, California, Montana, Idaho, Nevada and Arizona. The USA East is defined as all other contiguous US States.

### Minimum Order

All orders are subject to a minimum net charge of \$50.00.

### Title and Freight

All product shipped F.O.B. INSCAPE's factory in Holland Landing, Ontario or Falconer, New York depending on where the product is manufactured. Title to any product ordered and any risk of loss shall pass to the purchaser once delivered by INSCAPE to the carrier.

Subject to the various requirements and terms for shipping contained herein, freight costs, except freight surcharges, are prepaid and allowed to all points within the contiguous United States. In Canada, freight costs, except freight surcharges, are prepaid and allowed to Toronto, Montreal and Ottawa, only. Outside Canada and the

contiguous United States, freight is not included.

### Payment

INSCAPE invoices all orders in the currency indicated on the Order Confirmation. Payment must be made in this same currency and may be made by check or wire transfer.

Subject to credit approval, INSCAPE's standard payment terms are net 30 days from the invoice date. In cases where an order is placed with INSCAPE that puts an account over its assigned credit limit with INSCAPE, payment terms will be established at the time of order. Where credit terms have not been established, payment in full must be received at time of order placement. In all cases, the payment terms will be governed by the terms indicated on INSCAPE's Order Confirmation.

Delinquent accounts are subject to a 1 1/2% per month charge or the largest amount permitted by law, whichever is less. INSCAPE reserves the right to delay or cancel any shipment where an account is delinquent.

### Change and/or Cancellation of Order

As INSCAPE products are made to order the procurement and production processes begin well in advance of shipment. Therefore, requests for order changes or cancellations must be evaluated and approved by INSCAPE.

If a request is approved a cancellation change fee will apply and the delivery date may be adjusted. The fee will be determined by Customer Service and will be a percentage of the total order value. Please refer to the following chart as a guideline only:

Business Days before Acknowledged Ship Date	1-10	11-15	16-20	21 or greater
% of Total Order Value	100%	75%	50%	25%

Some order changes or cancellations may not get approved such as the following:

- Specials (not standard product).
- Special finishes including non standard paints.
- Long lead time finishes such as veneers.
- Orders requesting less than standard lead times.

When order changes or cancellations are not approved, 100% of the acknowledged order value will be charged.

All requests must be in writing by completing the Change Order Form, available on INSITE, and sent back to Customer Service. Inscap will review the request and if approved, will fax back the completed form, indicating applicable charges. The requestor is required to sign the form and return it to INSCAPE to acknowledge their acceptance.

Note that any change will be rescheduled and a new ship date will be determined.

## Conditions of Sale

---

### Specifications

All product specifications in INSCAPE's literature reflect product specifications in effect at the time the literature was published.

INSCAPE reserves the right to modify product and change product specifications at any time without notice.

### Orders Involving Customer's Own Material ("COM")

Use of any COM must be approved by INSCAPE by an Application Test prior to acceptance of order. INSCAPE requires sample fabric to assess whether the material is suitable for manufacturing on INSCAPE product. Panel fabrics that have stain retardant or do not meet UL requirements will not be approved nor accepted by INSCAPE and their adhesion will not be warranted. INSCAPE does not warranty any COM and assumes no responsibility for the appearance, durability, colorfastness or performance of any COM. Additional charges for certain COM materials may apply.

All COM supplied to INSCAPE must be and is assumed to be accurately manufactured, free of defects, production ready and identical to the sample fabric provided for the Application Test and does not warrant any fabric nor its adhesion if it is not. Color, style and quantity of COM supplied to INSCAPE are assumed to be correct. INSCAPE cannot be held responsible or liable for any inaccuracy or defect in the COM. Any delay in production due to an inaccuracy or defect and any additional costs which may result are the full responsibility of the customer.

All COM material must be shipped prepaid to INSCAPE with the following information clearly marked on the shipment:

- Name of the upholstery, design and color
- Total yardage provided for each material
- Customer's name
- Purchase order number
- COM approval number.

Orders, involving COM, will only be released and scheduled for production once all COM is on hand in sufficient quantity. INSCAPE is not liable for and will dispose of any excess COM yardage.

### Shipping

**Dates:** All Order Confirmations contain an estimated shipping date(s). This date(s) is approximate only and not guaranteed. INSCAPE shall in no way be liable to the purchaser or end user for any delays in meeting the estimated shipping date(s).

**Method and Carrier:** INSCAPE reserves the right to select the method of transportation and carrier of choice for any shipment.

**Deferral and Storage Terms:** The purchaser shall have 2 hours to off load a standard full load and 1 hour for an LTL. Waiting time charges shall apply afterwards. Where purchaser is unwilling or unable to accept delivery of any product that is permitted to be shipped by INSCAPE under the terms of this agreement, such product will be transferred into third party storage. Where the dealer or customer has not designated a storage site,

INSCAPE will transfer the goods to a location of its choice. Purchaser will be responsible and billed for any direct and related costs for such storage. INSCAPE shall not be liable for any damage or risk of loss incurred on product transferred into storage. Any product transferred into storage shall be deemed to constitute good delivery of such product by INSCAPE, whereupon INSCAPE shall have the right to invoice purchaser for such product as of the shipping date.

**Drop Shipments and Docking Requirements:** Except as provided in this paragraph, INSCAPE requires that all product be shipped only to the dealer's dock and that such docking facilities be equipped to handle a 53' tractor-trailer with appropriate personnel to offload the truck. Neither INSCAPE nor the carrier are responsible for offloading product from the truck.

In cases where INSCAPE determines that an order or portions thereof represent sufficient product to account for a complete trailer load, INSCAPE may agree, if requested by the purchaser, to ship directly to an end user, provided that the end user has the proper docking facilities and personnel to offload the truck as set forth above. Any portion of such order that is less than a trailer load quantity will be delivered to a dealer's warehouse, as stated above.

Product that cannot be delivered as a result of failure by the dealer or end user to meet the above requirements will be delivered to a warehouse, with redelivery at the purchaser's expense.

**Freight Damage Claims:** All INSCAPE products are carefully inspected prior to shipping and are packaged according to International Safe Transit Association (ISTA) standards. As such, purchaser is advised to examine the goods upon receipt as INSCAPE is not responsible for damage to goods that occur in transit or storage. In addition, Purchaser is advised that it must notify and file claims of any concealed damage to the product in accordance with the carrier's terms and conditions. In most cases, the carrier's requirements will include notification of any claims relating to concealed goods within 5 days of delivery and that a formal freight claim must be filed with the carrier within 60 days of delivery. In addition, most carriers require that all packaging be retained and available for inspection and the goods left at the original delivery point. Terms and conditions do vary from carrier to carrier and the purchaser is advised to consult with the carrier directly for details.

**Factory Claims:** Claims against INSCAPE, other than valid warranty claims, must be made in writing within 5 days after delivery, irrespective of whether product remains concealed at the delivery site. INSCAPE shall not be liable for any non-warranty claims, including but not limited to shortage claims, that are made after 5 days from the date of delivery.

**Requests for Special Shipping or Handling:** INSCAPE will make every effort to accommodate any special shipping or packaging requests, provided that INSCAPE reserves the right to charge purchaser with any direct or

## Conditions of Sale

---

indirect costs associated with meeting such requests if they go beyond INSCAPE's standard procedures.

**Shipping Weights and Cubic Dimensions:** All shipping weights and cubic dimensions, if provided by INSCAPE, are approximate.

### Limited Lifetime Warranty

In accordance with INSCAPE installation and application guidelines, INSCAPE provides a limited lifetime warranty to the original user on all INSCAPE products installed by an INSCAPE authorized installer.

The warranty extends to defects in material and workmanship in INSCAPE product. INSCAPE will repair, or at its option, provide comparable product, free of charge, products or parts proven to be defective within the warranty period. Provided that this warranty does not apply to:

Product that is damaged during shipment, installation or storage; Product that is damaged by the user as a result of accident, misuse, alteration, tampering, negligence, or abuse; Product that is not installed, used or maintained in accordance with INSCAPE's published guidelines; Products that have had safety devices, warnings or operating instructions on the product moved, removed or altered; Product that has in any way been altered, modified or substituted without INSCAPE's prior written consent and approval; Any material provided by the customer for the product (i.e. COM); Normal wear and tear; Claims and returns that are not made in accordance with INSCAPE claims and returns procedure outlined below; or parts or components not manufactured by INSCAPE, in which case the warranty is limited to the warranty that INSCAPE receives from the manufacturer of the defective part or component.

In addition, and without limiting the generality of the foregoing, INSCAPE's warranty is subject to the following specific limitations and exclusions: Fabrics and veneer components are warranted for a period of 5 years from the date of delivery; Non-standard products ("Specials") are warranted for a period of 1 year from date of delivery; Electrical components are limited to a warranty period of 10 years from date of delivery; Moving parts such as height-adjustable worksurface mechanisms and keyboard arms are warranted for a period of 5 years from date of delivery; Light bulbs, ballasts, fluorescent tubes and glass do not carry a warranty; The warranty does not cover variations in natural materials, color match, grain or texture beyond commercially acceptable standards; Incidental wear and tear to surface finishes including scratches and dents or fading of paint finishes and veneers; Any claims relating to defects in workmanship should be reported, in writing within 30 days of detection. The warranty does not apply to local code requirements other than UL, CSA and ANSI/BIFMA standards, which are the purchaser's and/or end user's responsibility to confirm; Claims for fabric defect must be made within 30 days of the date that the product is delivered.

### Claims and Returns Procedure

INSCAPE product may only be returned with INSCAPE's prior written authorization, whether or not such product is under warranty. All requests to return product must be made in writing to INSCAPE and include a description of the product, the reason for the return request, proof that the user is the original user, and evidence of the date that the product was originally delivered. No returned product will be accepted by INSCAPE without its prior written consent. Except in instances involving a valid warranty claim, returned product will be subject to shipping, handling, restocking and restoration charges.

### General Limitation on INSCAPE Liability

The warranty provisions contained herein represent the purchaser's and end user's sole remedy against INSCAPE for product defect. No other express or implied warranty is provided by INSCAPE. Without limiting the generality of the foregoing, INSCAPE makes no warranty as to fitness of purpose, use, or merchantability.

INSCAPE shall in no way and under no circumstances be liable for any incidental, economic, consequential, or exemplary damages.

### Governing Law

All orders and purchases of INSCAPE products shall be governed in all respects by the laws of the State of Delaware.

### INSCAPE Systems Office and Product Center:

67 Toll Road,  
Holland Landing, Ontario  
Canada L9N 1H2  
Telephone 905 836 7676  
Fax 800 563 7128 (North America)  
905 836 6001 (International)

email: [custserv@inscapesolutions.com](mailto:custserv@inscapesolutions.com)  
web: [www.inscapesolutions.com](http://www.inscapesolutions.com)








# Desking with Steel Base

## General Information

Desks, returns, bridges, and corners are sold as complete units and shipped knock-down. All units are connected using special aluminum extrusions attached to modesty panels and gables. Extrusions are finished in the same finish as the base.

## Base

Modesty panels are 20 gauge formed steel and feature single wall construction. Full modesty panels extend the complete height of the desk. Half modesty panels are spaced up off the floor by 15". Modesty panels on 36" deep desks are recessed to provide a 6" overhang.

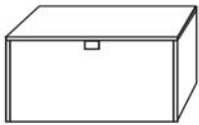


## Optional embossed pattern on modesty panels for Rectangular desks and Bow Top desks.

End gables and inline gables are 1" formed steel and feature double wall construction. Gables are 20 gauge steel, reinforced with 18 gauge channels.

## Grommets

Modesty panels can be specified with one 3 3/4" x 1 3/4" grommet horizontally centered 1/4" below the worksurface. Corner units specified with grommet would include two (1 per modesty panel). Grommets are not available when embossed pattern is selected.



If Modesty grommet is required add 'GM' after code and add \$27 per grommet. **Remember** to add \$54 for corner units.

Inline gables on corner units and bullet top desks come standard with grommets.

Optional worksurface grommets are available for field installation.

## Cable Management

Cable management tray can be ordered separately and fastened to the underside of the worksurface.

## Hardware

All connecting hardware required for assembly is included.

## Glides

Desks are standard with hex base glides. Glides allow 1 1/4" height adjustment.

## Pedestals

Refer to Office Specialty Filing & Storage Solutions Price List to order pedestals for desks. **Anti-tip bracket must**

**be attached on top of pedestals.** Refer to page B-1 (DBKT). Specify each separately.

## Rectangular Desk

Desks consist of worksurface, two end gables, full or half modesty panel, and connecting hardware. A transition extrusion is included for attaching the desk to a return or bridge. Can be used as freestanding units. Modesty panels on 36" deep desks are recessed to provide a 6" overhang. Units are shipped knock-down. **Note:** Do not attach to corner or bullet top desk.

## Return

Returns consist of worksurface, end gable, full or half modesty panel, and connecting hardware. Returns are handed. Units are shipped knock-down. **Note:** Must be attached on one side to desk, corner or bullet top desk.

## Bridge

Bridges consist of worksurface, full or half modesty panel, and connecting hardware. Units are shipped knock-down. **Note:** Must be attached on both sides to desk, corner or bullet top desk.

## Radius Corner

Radius corners consist of worksurface, two inline gables, two full or half modesty panels, corner extrusion, and connecting hardware. Units are shipped knock-down. **Note:** Must be attached on both sides to return or bridge.

## Split-Level Corner

Split-level corners consist of worksurface with adjustable keyboard support, two inline gables, two full or half modesty panels, corner extrusion, and connecting hardware. Units are shipped knock-down. **Note:** Must be attached on both sides to return or bridge.

## Bullet Top Desk

Bullet top desks consist of worksurface, full or half modesty panel, 12" end gable, inline gable, post leg and connecting hardware. Bullet top desks are handed. Units are shipped knock-down. **Note:** Must be attached on one side to return or bridge.

## Service Module

Service module consists of a bin mounted on supports. The bin is fabricated from minimum 20 gauge steel with horizontal reinforcing channels. Support consists of two aluminum extrusions and tackboard. Tackboard is 1/2" thick fibre glass with fabric lining on the front and 20 gauge sheet metal backing. Service Module mounts on desks. Mounting hardware is included. Order Service Module to match width of work-surface(s) it covers. 60" and 72" wide Service Modules consist of two 30" and 36" wide overhead bins. Units are standard with one grommet located below the bin in the back panel. Vertical clearance between desk top and underside of bin is 20". Bins accept sliding dividers.

## Desking with Steel Base

---

Tackboard fabric on 60" and 72" wide service modules will be railroaded.

Specify tasklights from Platform price list for service modules. Overhead bins accept Bin/Shelf mounted tasklights (TKL-13) or Horizontal Bin/Shelf mounted tasklights. When specifying horizontal tasklights specify task light 6" smaller than overhead. For example, specify 30" tasklight (TKL-VT-30) for 36" bins.

### **Support Brackets**

Refer to Systems Storage price list for brackets for panel mounting application.

### **Lock Option**

Service Module bins come standard with lock. If lock is not required add suffix 'NL' after code and deduct \$43 for each overhead bin.

### **Finishes**

Worksurfaces are available in Nuform Woodgrain and Veneer finishes. Bases are available epoxy powder-coated in a smooth or textured finish.

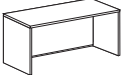
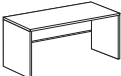
Bin cases are available in standard and textured finishes. Bins feature an aluminum finished handle.

Service Module is available in standard and textured finishes.

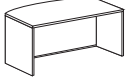
White or extremely light colored COM fabrics will incur an upcharge of 25% to the tile pricing with which the fabric is being applied. This is due to special handling of the fabric and tiles, in addition painting of the tiles.

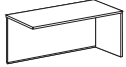
Refer to finishes section.

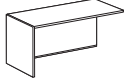
# Desking

Description	Product No.	D"	W"	Weight lbs.	1-1/4" Worksurface	
					Nuform	Woodgrain Veneer
<b>Rectangular Desk with Plain Full Modesty</b>						
	DSKFM2448	24	48	94	\$ 808	\$ 1308
	DSKFM2454	24	54	102	\$ 848	\$ 1373
	DSKFM2460	24	60	110	\$ 899	\$ 1453
	DSKFM2466	24	66	117	\$ 928	\$ 1474
	DSKFM2472	24	72	125	\$ 946	\$ 1535
	DSKFM2478	24	78	132	\$ 993	\$ 1594
	DSKFM3048	30	48	112	\$ 922	\$ 1483
	DSKFM3054	30	54	129	\$ 961	\$ 1547
	DSKFM3060	30	60	129	\$ 997	\$ 1613
	DSKFM3066	30	66	138	\$ 1041	\$ 1681
	DSKFM3072	30	72	147	\$ 1089	\$ 1746
	DSKFM3078	30	78	156	\$ 1107	\$ 1820
	DSKFM3648	36	48	129	\$ 1053	\$ 1733
	DSKFM3654	36	54	139	\$ 1088	\$ 1806
	DSKFM3660	36	60	149	\$ 1118	\$ 1880
	DSKFM3666	36	66	159	\$ 1149	\$ 1960
	DSKFM3672	36	72	169	\$ 1192	\$ 2036
	DSKFM3678	36	78	179	\$ 1221	\$ 2113
	<b>Rectangular Desk with Plain Half Modesty</b>					
	DSKHM2448	24	48	81	\$ 780	\$ 1272
	DSKHM2454	24	54	87	\$ 816	\$ 1333
	DSKHM2460	24	60	93	\$ 864	\$ 1410
	DSKHM2466	24	66	99	\$ 891	\$ 1428
	DSKHM2472	24	72	105	\$ 905	\$ 1484
	DSKHM2478	24	78	111	\$ 950	\$ 1540
	DSKHM3048	30	48	98	\$ 896	\$ 1450
	DSKHM3054	30	54	105	\$ 929	\$ 1507
	DSKHM3060	30	60	105	\$ 962	\$ 1571
	DSKHM3066	30	66	120	\$ 1005	\$ 1636
	DSKHM3072	30	72	127	\$ 1050	\$ 1697
	DSKHM3078	30	78	134	\$ 1063	\$ 1765
	DSKHM3648	36	48	116	\$ 1026	\$ 1700
	DSKHM3654	36	54	124	\$ 1058	\$ 1768
	DSKHM3660	36	60	132	\$ 1084	\$ 1837
	DSKHM3666	36	66	140	\$ 1110	\$ 1911
	DSKHM3672	36	72	149	\$ 1152	\$ 1987
	DSKHM3678	36	78	157	\$ 1177	\$ 2059


# Desking


Description	Product No.	D"	W"	Weight lbs.	1-1/4" Worksurface	
					Nuform Woodgrain	Veneer
<b>Bow Top Desk with Plain Full Modesty</b>						
	BOWFM3060	30	60	133	\$ 1014	\$ 2001
	BOWFM3066	30	66	142	\$ 1093	\$ 2066
	BOWFM3072	30	72	151	\$ 1170	\$ 2141
	BOWFM3078	30	78	160	\$ 1251	\$ 2212
	BOWFM3660	36	60	156	\$ 1193	\$ 2160
	BOWFM3666	36	66	163	\$ 1269	\$ 2234
	BOWFM3672	36	72	173	\$ 1350	\$ 2318
	BOWFM3678	36	78	183	\$ 1425	\$ 2401

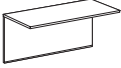
Description	Product No.	D"	W"	Weight lbs.	1-1/4" Worksurface	
					Nuform Woodgrain	Veneer
<b>RH Return with Plain Full Modesty</b>						
	RTFM2430RH	24	30	71	\$ 642	\$ 1067
	RTFM2436RH	24	36	79	\$ 661	\$ 1138
	RTFM2442RH	24	42	87	\$ 682	\$ 1209
	RTFM2448RH	24	48	94	\$ 702	\$ 1232
	RTFM2454RH	24	54	102	\$ 724	\$ 1278
	RTFM2460RH	24	60	110	\$ 744	\$ 1320
	RTFM3030RH	30	30	77	\$ 676	\$ 1140
	RTFM3036RH	30	36	86	\$ 698	\$ 1219
	RTFM3042RH	30	42	103	\$ 718	\$ 1245
	RTFM3048RH	30	48	112	\$ 736	\$ 1319
	RTFM3054RH	30	54	120	\$ 758	\$ 1389
	RTFM3060RH	30	60	129	\$ 778	\$ 1457


Description	Product No.	D"	W"	Weight lbs.	1-1/4" Worksurface	
					Nuform Woodgrain	Veneer
<b>LH Return with Plain Full Modesty</b>						
	RTFM2430LH	24	30	71	\$ 642	\$ 1067
	RTFM2436LH	24	36	79	\$ 661	\$ 1138
	RTFM2442LH	24	42	87	\$ 682	\$ 1209
	RTFM2448LH	24	48	94	\$ 702	\$ 1232
	RTFM2454LH	24	54	102	\$ 724	\$ 1278
	RTFM2460LH	24	60	110	\$ 744	\$ 1320
	RTFM3030LH	30	30	77	\$ 676	\$ 1140
	RTFM3036LH	30	36	86	\$ 698	\$ 1219
	RTFM3042LH	30	42	103	\$ 718	\$ 1245
	RTFM3048LH	30	48	112	\$ 736	\$ 1319
	RTFM3054LH	30	54	120	\$ 758	\$ 1389
	RTFM3060LH	30	60	129	\$ 778	\$ 1457

# Desking



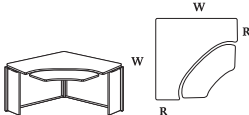
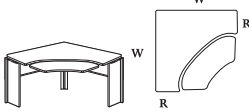
Description	Product No.	D"	W"	Weight lbs.	1-1/4" Worksurface	
					Nuform Woodgrain	Veneer
<b>RH Return with Plain Half Modesty</b>						
	RTHM2430RH	24	30	63	\$ 625	\$ 1066
	RTHM2436RH	24	36	69	\$ 643	\$ 1138
	RTHM2442RH	24	42	75	\$ 660	\$ 1210
	RTHM2448RH	24	48	81	\$ 677	\$ 1232
	RTHM2454RH	24	54	87	\$ 695	\$ 1277
	RTHM2460RH	24	60	93	\$ 711	\$ 1320
	RTHM3030RH	30	30	77	\$ 660	\$ 1141
	RTHM3036RH	30	36	84	\$ 677	\$ 1216
	RTHM3042RH	30	42	91	\$ 694	\$ 1243
	RTHM3048RH	30	48	98	\$ 711	\$ 1286
	RTHM3054RH	30	54	105	\$ 729	\$ 1350
RTHM3060RH	30	60	113	\$ 746	\$ 1415	

Description	Product No.	D"	W"	Weight lbs.	1-1/4" Worksurface	
					Nuform Woodgrain	Veneer
<b>LH Return with Plain Half Modesty</b>						
	RTHM2430LH	24	30	63	\$ 625	\$ 1066
	RTHM2436LH	24	36	69	\$ 643	\$ 1138
	RTHM2442LH	24	42	75	\$ 660	\$ 1210
	RTHM2448LH	24	48	81	\$ 677	\$ 1232
	RTHM2454LH	24	54	87	\$ 695	\$ 1277
	RTHM2460LH	24	60	93	\$ 711	\$ 1320
	RTHM3030LH	30	30	77	\$ 660	\$ 1141
	RTHM3036LH	30	36	84	\$ 677	\$ 1216
	RTHM3042LH	30	42	91	\$ 694	\$ 1243
	RTHM3048LH	30	48	98	\$ 711	\$ 1286
	RTHM3054LH	30	54	105	\$ 729	\$ 1350
RTHM3060LH	30	60	113	\$ 746	\$ 1415	





Description	Product No.	D"	W"	Weight lbs.	1-1/4" Worksurface	
					Nuform Woodgrain	Veneer
<b>Bridge with Full Modesty</b>						
	BRFM2436	24	36	46	\$ 448	\$ 923
	BRFM2442	24	42	54	\$ 474	\$ 981
	BRFM2448	24	48	61	\$ 507	\$ 1043
	BRFM3036	30	36	53	\$ 520	\$ 1069
	BRFM3042	30	42	61	\$ 552	\$ 1076
	BRFM3048	30	48	70	\$ 578	\$ 1199

Description	Product No.	D"	W"	Weight lbs.	1-1/4" Worksurface	
					Nuform Woodgrain	Veneer
<b>Bridge with Half Modesty</b>						
	BRHM2436	24	36	36	\$ 426	\$ 895
	BRHM2442	24	42	42	\$ 450	\$ 952
	BRHM2448	24	48	48	\$ 478	\$ 1007
	BRHM3036	30	36	43	\$ 500	\$ 1044
	BRHM3042	30	42	50	\$ 527	\$ 1044
	BRHM3048	30	48	57	\$ 552	\$ 1166


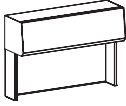
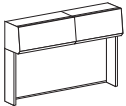
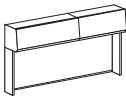
# Desking

Description	Product No.	D"	W"	Weight lbs.	1-1/4" Worksurface	
					Nuform Woodgrain	Veneer
<b>Radius Corner with Full Modesty</b>						
	DRCFM422424	24	42	104	\$ 1140	\$ 2040
	DRCFM422430	24-30	42	104	\$ 1152	\$ 2055
	DRCFM423024	30-24	42	104	\$ 1163	\$ 2070
	DRCFM423030	30	42	104	\$ 1173	\$ 2083
	DRCFM482424	24	48	124		\$ 2288
	DRCFM482430	24-30	48	124		\$ 2304
	DRCFM483024	30-24	48	124		\$ 2323
	DRCFM483030	30	48	124		\$ 2333
<b>Radius Corner with Half Modesty</b>						
	DRCHM422424	24	42	81	\$ 1095	\$ 1980
	DRCHM422430	24-30	42	81	\$ 1106	\$ 1994
	DRCHM423024	30-24	42	81	\$ 1117	\$ 2008
	DRCHM423030	30	42	81	\$ 1128	\$ 2024
	DRCHM482424	24	48	97		\$ 2220
	DRCHM483024	30-24	48	97		\$ 2238
	DRCHM482430	24-30	48	97		\$ 2256
	DRCHM483030	30	48	97		\$ 2266
<b>Split Level Corner with Full Modesty</b>						
	DSCFM4224	24	42	110	\$ 1870	\$ 4250
	DSCFM4830	30	48	131	\$ 1997	\$ 4554
<b>Split Level Corner with Half Modesty</b>						
	DSCHM4224	24	42	87	\$ 1808	\$ 4188
	DSCHM4830	30	48	105	\$ 1930	\$ 4487

# Desking

Description	Product No.	D"	W"	Weight lbs.	1-1/4" Worksurface	
					Nuform Woodgrain	Veneer
<b>LH Bullet Top with Plain Full Modesty</b>						
	BULFM3060LH	30	60	108	\$ 909	\$ 1902
	BULFM3066LH	30	66	117	\$ 971	\$ 1940
	BULFM3072LH	30	72	126	\$ 1032	\$ 1983
	BULFM3078LH	30	78	135	\$ 1097	\$ 2026
	BULFM3660LH	36	60	124	\$ 1077	\$ 2034
	BULFM3666LH	36	66	134	\$ 1140	\$ 2076
	BULFM3672LH	36	72	144	\$ 1204	\$ 2121
	BULFM3678LH	36	78	154	\$ 1266	\$ 2156
<b>RH Bullet Top with Plain Full Modesty</b>						
	BULFM3060RH	30	60	108	\$ 909	\$ 1902
	BULFM3066RH	30	66	117	\$ 971	\$ 1940
	BULFM3072RH	30	72	126	\$ 1032	\$ 1983
	BULFM3078RH	30	78	135	\$ 1097	\$ 2026
	BULFM3660RH	36	60	124	\$ 1077	\$ 2034
	BULFM3666RH	36	66	134	\$ 1140	\$ 2076
	BULFM3672RH	36	72	144	\$ 1204	\$ 2121
	BULFM3678RH	36	78	154	\$ 1266	\$ 2156
<b>LH Bullet Top with Plain Half Modesty</b>						
	BULHM3060LH	30	60	108	\$ 889	\$ 1882
	BULHM3066LH	30	66	117	\$ 950	\$ 1919
	BULHM3072LH	30	72	126	\$ 1011	\$ 1962
	BULHM3078LH	30	78	135	\$ 1075	\$ 2004
	BULHM3660LH	36	60	124	\$ 1052	\$ 2009
	BULHM3666LH	36	66	134	\$ 1115	\$ 2051
	BULHM3672LH	36	72	144	\$ 1177	\$ 2094
	BULHM3678LH	36	78	154	\$ 1240	\$ 2130
<b>RH Bullet Top with Plain Half Modesty</b>						
	BULHM3060RH	30	60	108	\$ 889	\$ 1882
	BULHM3066RH	30	66	117	\$ 950	\$ 1919
	BULHM3072RH	30	72	126	\$ 1011	\$ 1962
	BULHM3078RH	30	78	135	\$ 1075	\$ 2004
	BULHM3660RH	36	60	124	\$ 1052	\$ 2009
	BULHM3666RH	36	66	134	\$ 1115	\$ 2051
	BULHM3672RH	36	72	144	\$ 1177	\$ 2094
	BULHM3678RH	36	78	154	\$ 1240	\$ 2130

# Desking

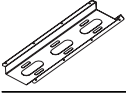
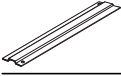

Description	Product No.	H"	W"	Weight lbs.	Grade 1 / COM	Grade 2	Grade 3	Grade 5	Grade 7
<b>Service Module Base Unit</b> (specify bin separately)									
	<b>SMBASE48</b>	34	48	10	<b>\$ 447</b>	<b>\$ 464</b>	<b>\$ 469</b>	<b>\$ 492</b>	<b>\$ 573</b>
	<b>SMBASE60</b>	34	60	10	<b>\$ 617</b>	<b>\$ 657</b>	<b>\$ 678</b>	<b>\$ 717</b>	<b>\$ 870</b>
	<b>SMBASE72</b>	34	72	10	<b>\$ 651</b>	<b>\$ 697</b>	<b>\$ 726</b>	<b>\$ 768</b>	<b>\$ 931</b>
<b>48"W Service Module Overhead Bin</b>									
	<b>PHBB48-DK</b>		48	58	<b>\$699</b>				
<b>60"W Service Module Overhead Bin</b>									
	<b>PHBB30-LH</b>		30	40	<b>\$607</b>				
	<b>PHBB30-RH</b>		30	40	<b>\$607</b>				
<b>72"W Service Module Overhead Bin</b>									
	<b>PHBB36-LH</b>		36	46	<b>\$626</b>				
	<b>PHBB36-RH</b>		36	46	<b>\$626</b>				





**B**  
**Accessories**



# Accessories

Description	Product No.	D"	W"	Weight lbs.	List Price
<b>Cable Management Tray</b>					
	CMT18			2	\$26
	CMT30			3	\$34
<b>Anti-tip Bracket</b>					
	DBKT			2	\$18
<b>Worksurface Grommet</b>					
	GROMMET-WS				\$12
<b>Case Back Filler Kit</b>					
	CBFK-600X525	5.25		5	\$155
	CBFK-735X525	5.25		6	\$155
<b>Case Top Filler Kit</b>					
	CTFK-300X525	5.25	30	2	\$81
	CTFK-360X525	5.25	36	3	\$81
	CTFK-420X525	5.25	42	3	\$81
<b>Frame-Wall Brackets</b>					
	FRWMB			1	\$30

# Accessories

Description	Product No.	D"	W"	Weight lbs.	1-1/4" Worksurface	
					Nuform Woodgrain	Veneer
<b>18-3/4" Deep Lateral Top</b>						
	<b>ARTOP-60</b>	18.75	60	35	<b>\$ 387</b>	<b>\$ 999</b>
	<b>ARTOP-66</b>	18.75	66	39	<b>\$ 423</b>	<b>\$ 1045</b>
	<b>ARTOP-72</b>	18.75	72	42	<b>\$ 462</b>	<b>\$ 1077</b>
	<b>ARTOP-84</b>	18.75	84	49	<b>\$ 536</b>	<b>\$ 1152</b>
	<b>ARTOP-90</b>	18.75	90	53	<b>\$ 573</b>	<b>\$ 1184</b>
<b>24" Deep Lateral Top</b>						
	<b>ARTOP-2460</b>	24	60	46	<b>\$ 516</b>	<b>\$ 1119</b>
	<b>ARTOP-2466</b>	24	66	51	<b>\$ 568</b>	<b>\$ 1157</b>
	<b>ARTOP-2472</b>	24	72	56	<b>\$ 620</b>	<b>\$ 1208</b>
	<b>ARTOP-2484</b>	24	84	65	<b>\$ 723</b>	<b>\$ 1311</b>
	<b>ARTOP-2490</b>	24	90	70	<b>\$ 774</b>	<b>\$ 1362</b>





# Arrivals Surface Materials

---

## Worksurface Finishes

Arrivals worksurfaces are available in Nuform Woodgrain and in Veneer.

### Nuform Woodgrain

F06 Walnut  
F08 Tannery Maple  
F09 Honey Brown  
F10 Musique Maple  
F11 Jewel Cherry  
F14 Laguna Pebble  
F15 Camby Cherry  
F16 River Cherry  
F18 Milky Sketch

### Nuform Patterns\*

F21 Fibers Concrete  
F22 Studio White Dust  
F23 Cashmere Fiber  
F24 Olympia Apple  
F26 Urban Walnut

### Natural Veneer\*\*

VN001 Natural Cherry  
VN002 Standard Cherry  
VN003 Natural Maple  
VN004 Cape Coast Walnut  
VN005 Natural Walnut

### Composite Veneer

VC001 Cherry  
VC002 Maple  
VC003 Wenge

\***Nuform patterns** have been pre-tested and approved but are not part of Inscape's standard offering. These Nuform foils are subject based on availability from the vendor.

\*\***Natural Veneer** finishes are not available on Storage fronts.

**Custom stains on Veneers** are available at an additional 20% upcharge and an extra week of leadtime. Natural Veneer finishes are not available on Tiles. Due to the natural variations of wood products, Inscape cannot guarantee the exact matching of color or grain patterns.

# Arrivals Surface Materials

## SERVICE MODULE FABRICS

Upholstered tackboards may be covered with our standard fabrics, or covered with COM. Use of any COM must be approved by Inscope prior to acceptance of order. Refer to "Conditions of Sale, Orders involving Customer's Own Material (COM)".

### Grade 1 Fabric

Universe		Tracery		Strata		Meander	
1000	Crème Brulee	1025	Egret	1050	Bronze	1061	Sandshell
1001	Grey Mist	1026	Straw	1051	Sandstone	1062	Overcast
1002	Wheat	1027	Brindle	1052	Coal	1063	Agate Taupe
1003	Seneca	1028	Sea Spray	1053	Chalk	1064	Nightshadow
1004	Milky Way			1056	Jet		
1005	Mica			1060	Peridot		
1006	Cosmic						
1007	Depth						

Twigs		Quasar		Pronto Solid		Asana	
1161	Sycamore	1182	Corona	1200	Drift	1471	Harmony
1163	Juniper	1186	Pulsar	1201	Windblown	1474	Sirsha
1164	Sassafras	1187	Sunbeam	1202	Erosion	1475	Bhakti
1166	Hawthorn	1188	Lunar	1210	Clear Sky	1477	Raja
1167	Linden	1189	Orion	1215	Raven	1478	Bliss
1168	Buckeye	1190	Starfire	1220	Darkness	1479	Lucid
1170	Poplar	1192	Eclipse	1280	Breeze	1480	Chakra
1171	Hickory			1285	New	1481	Karma

Anchorage				Resonance		Fine Point	
1400	Green Apple	1416	Quarry Blue	1111	Echo	1336	Fresco
1401	RedDelicious	1417	Midnight	1112	Chant	1337	Balique
1402	Onyx	1419	Sunshine	1113	Tone	1338	Vintage
1403	Slate	1421	Asteroid	1114	Carillion	1339	Silvern
1404	Amber	1425	Coffee Bean	1115	Chime	1340	Sterling
1405	Willow	1426	Geranium	1116	Lyric	1341	Porcelain
1406	Flax	1427	Thistle				
1407	Angora	1431	Chocolate				
1412	Green Olive	1432	Lapis				
1413	Goose	1434	Vanilla				
1414	Cumin	1435	Pumpkin				
1415	Deep Water	1436	Wolf				

### Grade 2 Fabric

*Kyoto		Curtain Call		Backdrop		Pattern Dots	
2362	Fuji	2100	Latte	2120	Mocha	2090	Ivory Pearl
2363	Natsu	2101	Desert	2121	Capri	2091	Asparagus
2364	Sake	2102	Dove	2122	Mineral	2092	Silver Gray
2366	Shiro	2103	Pebble	2123	Barley	2093	Willow
2369	Sumo	2104	Tawny	2124	Bonsai	2094	Sierra
2370	Kimono	2105	Sea	2125	Cement	2095	Dark Champagne
2372	Bamboo			2126	Charcoal		

### Crescents

2140	Haystack
2141	Charcoal Dust
2142	Sandy Shore
2143	Wheat Grass
2144	Stone
2145	Iceberg

\*Terratex® is a registered trademark of Interface Fabric Group and designates fabrics that are made from 100% recycled or compostable material using increasingly sustainable manufacturing practices to produce a high quality product that is recyclable at the end of its useful life.



# Arrivals Surface Materials

---

## SERVICE MODULE FABRICS

### Grade 3 Fabric

#### \*Drift

3080	Bloom
3082	Graphite
3084	Mocha
3086	Stone
3087	Mink
3088	Squall

### Grade 5 Fabric

#### Sprite

5000	Linen
5001	Powder
5002	Khaki
5003	Kiwi
5004	Harvest
5005	Snow

### Grade 7 Fabric

#### Ditto

7000	Beach Glass	7010	Comet
7001	Sandy Beach	7011	Celestial
7002	Breezy Blue	7012	Space
7003	Storm Cloud	7013	Gravity
7004	Shoreline	7014	Motion
7005	Wave		

#### Note:

\* Please see an Inscape Fabric Card for a listing and sampling of all color ways

\*Terratex® is a registered trademark of Interface Fabric Group and designates fabrics that are made from 100% recycled or compostable material using increasingly sustainable manufacturing practices to produce a high quality product that is recyclable at the end of its useful life.

# Arrivals Surface Materials

	Color Code	Name	Textured Colors
<b>Finish Code Matrix</b>	004	Bisque	
Bases for Arrivals Desking are finished in epoxy powder-coated in a smooth finish. Standard colors are prefixed with a 'P' and textured finishes are prefixed with a 'PT'.	010	Chinook	
	013	Onyx	♣
	022	Frost	
	023	Arctic	
	024	Champagne	
	052	Titanium	
	055	Mushroom	
	063	Krypton Reflections	♣
	066	Cinder Reflections	♣
	112	Soapstone	
	121	Warm White	
	122	Mist	
	123	Sandstone	
	124	Light Taupe	
	126	Medium Gray	
	127	Nickel Reflections	♣
	128	Slate Reflections	♣
	160	Quartz	
	168	Glacier White	
	205	Charcoal Gray	
	217	Pebble Gray	
	223	Deep White	
	255	Mocha	
	274	Latte	
	281	Juniper Reflections	
	282	Quicksilver Reflections	
	284	Sunstone Reflections	
	290	Aluminum Leaf	
	300	Sasha	
	301	Elson	
	302	Shade	
	303	Anonymous	
	304	Urban	
	305	Dorian	
	306	Dover	
	307	Jubilee	
	308	Softer Tan	
	309	Storm Cloud	
	310	Rice Grain	
	311	Ramie	
	312	Favorite Tan	
	314	High Tea	
	315	Stone Reflections	
	316	Dovetail Reflections	
	317	Yorkshire	
	318	Coriander	
	319	Snowcap	
	320	Salem	
	321	Burnt Sierra	
	322	Drizzle	
	323	Scroll	
	324	Cumin	
	325	Seagull	
	326	Smoke	
	327	Gunpowder Blue	
	328	Moonlight	
	329	Starlight Silver	
	330	Martini Reflections	
	332	Laminate White	

♣ - indicates availability as textured color.

**Note:** A 10% upcharge is applicable to the net value of the product for textured colors.





67 Toll Rd.  
Holland Landing, ON  
Canada  
L9N 1H2

T 905.836.7676  
F 905.836.6000

[inscapesolutions.com](http://inscapesolutions.com)