

inscape



Ergonomics
US Price List
March 2017

Contents

Freestanding Electric Height Adjustable Tables	003
Freestanding Pneumatic Height Adjustable Tables	005
Monitor Arms	006
Keyboard Platforms	007
Task Lighting	008

Conditions of sale

Refer to the [Conditions of Sale](#) document on inscapesolutions.com.

General information

- This freestanding electric height adjustable table with two motors has a lift capacity of 180lbs (includes worksurface)
- Has a push button handset with four programable settings
- Height range is 23.5" to 49"; a total range of 25.5"
- The three stage base has adjustable cross channels, concealed cross bar and C-Legs
- Base comes in silver only
- Worksurface sizes are nominal. Surfaces are 1" less in the depth and 2" less in the width to provide gap between worksurface and panel to avoid pinch points
- Product codes include base and worksurface
- Worksurfaces sizes are nominal
- Stretcher bars are required for unsupported worksurfaces of 54" width or wider
- When manually specifying worksurface of laminate or veneer add suffix "-S" to the code

These tables receive a Systems discount


Notes

In order to get a total cost on products when upcharges are present take the list price of the product number and add the upcharge cost shown to the list price. For example:


Product INAQT2454 in Nuform Woodgrain would be \$2115 +\$49

Product INAQT2454in Nuform Woodgrain with a 1" Straight Edge would be \$2115 +\$49 -\$63

Product INAQT2454 in Veneer would be \$2115 +\$710

Description	Part number	Width	Depth	1¼" Laminate/ Nuform solid	1" Nuform	Nuform woodgrain	Tapered	1½" Veneer
	INAQT2454	54"	24"	\$2115	-\$63	+\$49	+\$25	+\$710
	INAQT2460	60"	24"	\$2161	-\$65	+\$54	+\$28	+\$735
	INAQT2466	66"	24"	\$2208	-\$74	+\$59	+\$30	+\$738
	INAQT2472	72"	24"	\$2255	-\$81	+\$64	+\$31	+\$740

24"D Freestanding Electric Height Adjustable Tables

	INAQT3054	54"	30"	\$2218	-\$77	+\$60	+\$27	+\$797
	INAQT3060	60"	30"	\$2278	-\$85	+\$66	+\$31	+\$804
	INAQT3066	66"	30"	\$2317	-\$89	+\$70	+\$34	+\$821
	INAQT3072	72"	30"	\$2392	-\$99	+\$79	+\$37	+\$840

30"D Freestanding Electric Height Adjustable Tables

Freestanding Electric Height Adjustable Tables


General information

- 1" less on the depth and 2" less on the width – for rectangular – to provide gap between worksurface and panel if needed. For extended corners, 1" less on each of the overall dimensions.
- When manually specifying worksurface of laminate or veneer add suffix "-S" to the code

These tables receive a Ergonomic discount

- E-Levo is an electric height adjustable table with one motor, with a lifting capacity of 180lbs, height range of 26"-45.5", a total range of 19.5" and an adjustment speed of 1.4" per second. The E-Levo has adjustable cross channels, concealed cross bar and C-Legs.
- E-Levo has a lift capacity of 110lbs (includes worksurface)

- E2-Levo has two legs & E3-Levo has three legs, both are electric height adjustable tables with two motors, E2-Levo lifting capacity of 220lbs, E3-Levo lifting capacity of 330lbs and a height range of 24.4"-49.7", total range of 25.3" and an adjustment speed of 1.4" per second. Both have C-Legs, soft start, anti-collision and adjustable cross channels.
- E2-Levo has a lift capacity of 150lbs (includes worksurface)
- E3-Levo has a lift capacity of 240lbs (includes worksurface)

Description	Part number	Width	Depth	1 1/4" Laminate/ Nuform solid	1" Nuform	Nuform woodgrain	Tapered	1 1/2" Veneer
	EGFTEL2448	48"	24"	\$1659	-\$42	+\$43	+\$21	+\$697
	EGFTEL2454	54"	24"	\$1691	-\$48	+\$49	+\$25	+\$710
	EGFTEL2460	60"	24"	\$1695	-\$50	+\$54	+\$28	+\$735
	EGFTEL2466	66"	24"	\$1707	-\$58	+\$59	+\$30	+\$738
	EGFTEL2472	72"	24"	\$1712	-\$63	+\$64	+\$31	+\$740

The E-Levo has an Electric Height Adjustable Table with 2 Legs



EGFTEL3048	48"	30"	\$1708	-\$50	+\$54	+\$22	+\$787
EGFTEL3054	54"	30"	\$1768	-\$59	+\$60	+\$23	+\$797
EGFTEL3060	60"	30"	\$1775	-\$65	+\$66	+\$25	+\$804
EGFTEL3066	66"	30"	\$1795	-\$69	+\$70	+\$28	+\$821
EGFTEL3072	72"	30"	\$1804	-\$77	+\$79	+\$29	+\$840

The E-Levo has an Electric Height Adjustable Table with 2 Legs



EGFTEU2448	48"	24"	\$2715	-\$42	+\$43	+\$21	+\$697
EGFTEU2454	54"	24"	\$2760	-\$48	+\$49	+\$25	+\$710
EGFTEU2460	60"	24"	\$2804	-\$50	+\$54	+\$28	+\$735
EGFTEU2466	66"	24"	\$2850	-\$58	+\$59	+\$30	+\$738
EGFTEU2472	72"	24"	\$2897	-\$63	+\$64	+\$31	+\$740

The E2-Levo has an Electric Height Adjustable Table with 2 Legs



EGFTEU3048	48"	30"	\$2834	-\$50	+\$54	+\$22	+\$787
EGFTEU3054	54"	30"	\$2890	-\$59	+\$60	+\$23	+\$797
EGFTEU3060	60"	30"	\$2950	-\$65	+\$66	+\$25	+\$804
EGFTEU3066	66"	30"	\$2988	-\$69	+\$70	+\$28	+\$821
EGFTEU3072	72"	30"	\$3064	-\$77	+\$79	+\$29	+\$840

The E2-Levo has an Electric Height Adjustable Table with 2 Legs



EGFTEC6048-22	60"	24"	\$3648	-\$50	+\$54	+\$28	+\$738
EGFTEC7248-22	72"	24"	\$3679	-\$63	+\$64	+\$31	+\$740
EGFTEC6048-33	60"	30"	\$3831	-\$65	+\$66	+\$25	+\$804
EGFTEC7248-33	72"	30"	\$3861	-\$77	+\$79	+\$29	+\$821

The E3-Levo has an Electric Height Adjustable Table with 3 Legs and Left Offset Corner



EGFTEC4860-22	60"	24"	\$3648	-\$50	+\$54	+\$28	+\$738
EGFTEC4872-22	72"	24"	\$3679	-\$63	+\$64	+\$31	+\$740
EGFTEC4860-33	60"	30"	\$3831	-\$65	+\$66	+\$25	+\$804
EGFTEC4872-33	72"	30"	\$3861	-\$77	+\$79	+\$29	+\$821

The E3-Levo has an Electric Height Adjustable Table with 3 Legs and Left Offset Corner

General information

- This manual pneumatic height adjustable table has a lift capacity of 160lbs (includes worksurface)
- Height range is 27" to 47"; a total range of 20"
- Desks are structured with appropriate weight allotments dialed into the counterbalance mechanism; height adjustable mechanisms shall be installed with property structured tops as outlined below (included in code below)
- Tops are adjustable by a paddle in the front right of the worksurface
- Worksurface is adjusted via a unique counterbalance mechanism, adjustable by a paddle in the front right of the worksurface

- Silver and White base color option
- Product codes include base and worksurface
- Worksurfaces sizes are nominal
- Worksurfaces are 3/4" less in width on both sides of worksurface to avoid pinch points (total 1 1/2")
- 1" worksurfaces are not available in tapered edge
- Stretcher bars are required for unsupported worksurfaces of 54" width or wider
- **When manually specifying worksurface of laminate or veneer add suffix "-S" to the code**

Notes

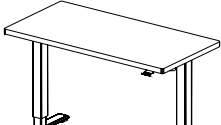
In order to get a total cost on products when upcharges are present take the list price of the product number and add the upcharge cost shown to the list price. For example:

Product EGFTCB2448 in Nuform Woodgrain would be \$1985 +\$38

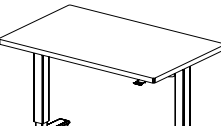
Product EGFTCB2448 in Nuform Woodgrain with a 1" Straight Edge would be \$1985 +\$38 -\$37

Product EGFTCB2448 in Veneer would be \$1985 +\$618

These tables receive a Ergonomic discount

Description	Part number	Width	Depth	1 1/4" Laminate/ Nuform solid	1" Nuform	Nuform woodgrain	Tapered	1 1/2" Veneer
	EGFTCB2448	48"	24"	\$1985	-\$37	+\$38	+\$18	+\$618
	EGFTCB2454	54"	24"	\$2000	-\$43	+\$44	+\$23	+\$628
	EGFTCB2460	60"	24"	\$2012	-\$46	+\$47	+\$25	+\$653
	EGFTCB2466	66"	24"	\$2044	-\$50	+\$51	+\$27	+\$648
	EGFTCB2472	72"	24"	\$2058	-\$56	+\$57	+\$28	+\$656

24" D Freestanding Pneumatic Height Adjustable Tables

	EGFTCB3048	48"	30"	\$2052	-\$46	+\$47	+\$25	+\$697
	EGFTCB3054	54"	30"	\$2126	-\$51	+\$53	+\$26	+\$706
	EGFTCB3060	60"	30"	\$2147	-\$58	+\$59	+\$29	+\$712
	EGFTCB3066	66"	30"	\$2201	-\$62	+\$63	+\$32	+\$743
	EGFTCB3072	72"	30"	\$2224	-\$69	+\$70	+\$33	+\$726

30" D Freestanding Pneumatic Height Adjustable Tables

Monitor Arms

General information

- Motus and Motus2 have an arm height range of 7"-19½", a total of 12½". Monitor extension of 22½" and retraction of 3½". Monitor tilts +25° and -90°. Monitor rotation of +90° and -90°. Weight capacity of 6.5-17.6lbs per arm and both have a 180° lockout feature.

- .MotusCombo has a 12½" height range for both monitor and laptop tray. Laptop tray is 12" in width and adjusts from 11.84"-17.34" in depth to accommodate laptop alone or laptop with docking station.
- Motus Conversion converts a 75mm to 100mm VESA mount to attach to a 100mm x 200mm VESA monitor.

- Motus Heavy is a weighted mount for when monitor weight does not meet minimum weight for monitor arm. Adds an additional 2.39lbs.
- Finishes are available in silver and white.

All monitor arms receive an Ergonomic discount

Description	Part number	List price
 <p>Motus Single Monitor Arm Note: Monitor not included</p>	EGMA1	\$360
 <p>Motus2 Double Monitor Arm Note: Monitor not included</p>	EGMA2	\$662
 <p>Motus Combo Double with Laptop Platform Monitor Arm Note: Monitor not included</p>	EGMA3	\$837
 <p>Motus Conversion Monitor Conversion for Larger Screens</p>	EGMAC	\$29
 <p>Motus Heavy Weighted Plate for Monitor Arm</p>	EGMAH	\$45




General information

- All keyboard solutions include keyboard platform, articulating arm, leatherette covered gel palm pads, mouse pad, mouse guards and cord management clips at no extra charge.

- Ultra keyboard platform is recommended for straight edge work surfaces, for left or right handed users, 21" glide track and 7" height adjustment. Lift and lock height range.

- Prime and Superior keyboard platforms are made of 100% post-consumer material, making them 100% recyclable. Prime has a 17" glide track and 6.25" height adjustment and 25" cut corner platform. The Superior has 21" glide track, 7" height adjustment. Both have a twist and lock knob to adjust height and angle.

All keyboard trays receive an Ergonomic discount

Description	Part number	List price
 <p>Prime Small Keyboard Platform Note: keyboard and mouse are not included</p>	EGKBT1CC	\$330
 <p>Superior Larger Keyboard Platform Note: keyboard and mouse are not included</p>	EGKBT2CC	\$419
 <p>Ultra Keyboard Platform with Mousing Platform Note: keyboard and mouse are not included</p>	EGKBTU	\$448

General information

Lux100

- Compact light weight LED task light
- Color temperature of 3000k
- 250 Lumens, CRI 80, 3W
- 11.8" reach
- Built in dimmer and 8 hour auto shut off
- Cord length 5'




Lux200

- Long reaching LED task light
- Color temperature of 3500K
- 356 Lumens, CRI 85, 6W, lamp life of 50,000
- 36" reach
- Built in dimmer and 8 hour auto shut off
- Cord length 7'
- 180° rotation at light source, 360° at base

Lux300

- Telescoping LED task light
- Color temperature of 3500K
- 350 Lumens, CRI 83, 6W
- 33" reach
- Cord length 12'
- 180° rotation at light source and arm, 360° rotation at base
- Occupancy Sensor

All monitor arms receive an Ergonomic discount

Description	Part number	List price
	Lux100 Light Weight Compact Task Lighting	EGLUX1 \$209
	Lux200 Two Arm Long Reach Task Lighting	EGLUX2 \$390
	Lux300 Telescoping Head and Arm with USB Port Task Lighting	EGLUX3 \$577

Left blank intentionally.

inscape

67 Toll Road
Holland Landing, Ontario
L9N 1H2 Canada

T 905 836 7676
F 905 836 6000

inscapesolutions.com

© Inscape Corporation 2016™

® trademarks of Inscape Corporation. Patents may be pending. Certain names, words, logos and graphics or designs contained herein are trademarks or service marks of Inscape Corporation.