


# Laminate



Wild Cherry  
LCC-01



White  
LCC-07




Elegant White  
LCC-19/L1C001\*




Antique White  
LCC-09



Pumice  
LCC-08



Grey  
LCC-12



Platinum  
LCC-39



Dove Grey  
LCC-38



Pepperdust  
LCC-10\*\*



Ocean  
LCC-20\*\*




Island  
LCC-21\*\*



Orange Groove  
LCC-22\*\*




White Cypress  
LCC-39



Pearwood  
LCC-30




Asian Sand  
LCC-15



Beigewood  
LCC-25



Maple  
LCC-26




Harvest Maple  
LCC-26




Asian Sun  
LCC-27




River Cherry  
LCC-16




Walnut Heights  
LCC-35



Lowell Ash  
LCC-28



Manalore Mango  
LCC-29



Mocha Rosewood  
LCC-31




Neowalnut  
LCC-23




Studio Teak  
LCC-36\*\*




Skyline Walnut  
LCC-40\*\*




Asian Night  
LCC-24



Wenge  
LCC-17




Madagascar  
LCC-14



Black  
LCC-30/L1C002



Brushed Aluminum  
LCC-32



Natural Grain  
L2c001 Grade 2



Slate  
L1C003



Raven  
L1C004



Laminate edge detailing in plywood

Note: Colors are representational only. Please request samples from the Inscape Shopping Cart.  
L1C codes include plywood edge banding.

\* Elegant White has two options of edge banding, be sure to specify correct version if matching to an existing product. LCC-18-Antique White, LCC-19-Frosty White. New product should be ordered as LCC-19

\*\* Available on Domain

Discover more at [inscapesolutions.com](http://inscapesolutions.com)

**inscape**

# Laminate

Application  
Inscape System Worksurfaces



Laminates are supplied by Wilsonart and Arborite.  
Samples may be requested by visiting Insite, Inscape's  
online resource tool ([accessinsite.com](https://accessinsite.com)).

Inscape's standard finish offering includes laminates ranging from solid neutral colors to rich woodgrain patterns. Laminates offer value, versatility and durability. Underside of surfaces is finished with a man-made, wood fiber veneer backer.  $\frac{1}{4}$ " worksurfaces are finished with a 2mm complementary edge banding.  $\frac{1}{2}$ " tops are finished with a self-edge.