

inscape



Ergonomics  
US Price List  
July 2017

# Contents

Freestanding Electric Height Adjustable Tables	004
Freestanding Fixed Height Tables	005
Freestanding Electric Height Adjustable Tables	006
Freestanding Electric Height Adjustable Tables	007
Freestanding Pneumatic Height Adjustable Tables	008
Monitor Arms	009
Keyboard Platforms	010
Task Lighting	011

## Conditions of sale

Refer to the [Conditions of Sale](#) document on [inscapesolutions.com](http://inscapesolutions.com).

## General information

- This freestanding electric height adjustable table has a lift capacity of 195lbs (includes worksurface)
- Includes a push button up/down handset
- Optional digital handset with four programmable settings (upcharge)
- **When using the height adjustable tables where storage is located below, the digital handset is required in order to program lowest to not interfere with storage**
- Height range is 24" to 49"; a total range of 25"
- Three stage base comes in black (335-Kettle Black), white (336-White Velvet) and gray (334-Steel Wool)
- Worksurface sizes are nominal. Surfaces are 1" less in the depth and 2" less in the width to provide gap between worksurface and panel to avoid pinch points
- Product codes include base and worksurface
- Stretcher bars are included
- When manually specifying worksurface in laminate, add suffix "-S" to the code
- 1 ¼" thick worksurfaces only

## Digital handset

For optional digital handset, add +\$66 to list price.



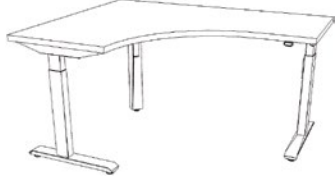

## Notes

In order to get a total cost on products when upcharges are present take the list price of the product number and add the upcharge cost shown to the list price. For example:

**Product INLAKE3S2442 in Nuform Woodgrain would be \$1965 +\$33**

**Product INLAKE3S2442 in Grade 1 Laminate would be \$1965 +\$102**

These tables receive a Systems discount
-----------------------------------------

Description	Part number	Width	Depth	Laminate/ Nuform solid	Nuform woodgrain	Tapered edge	Grade 1 laminate
	INLAKE3S2442	42"	24"	\$1965	+\$33	+\$16	+\$102
	INLAKE3S2448	48"	24"	\$2012	+\$38	+\$18	+\$118
	INLAKE3S2454	54"	24"	\$2057	+\$44	+\$23	+\$136
	INLAKE3S2460	60"	24"	\$2103	+\$47	+\$25	+\$146
	INLAKE3S2466	66"	24"	\$2148	+\$51	+\$27	+\$158
	INLAKE3S2472	72"	24"	\$2196	+\$57	+\$28	+\$177
24"D Height Adjustable Table with 3 stage base							
	INLAKE3S3042	42"	30"	\$2046	+\$42	+\$22	+\$130
	INLAKE3S3048	48"	30"	\$2103	+\$47	+\$25	+\$146
	INLAKE3S3054	54"	30"	\$2160	+\$53	+\$26	+\$164
	INLAKE3S3060	60"	30"	\$2220	+\$59	+\$29	+\$183
	INLAKE3S3066	66"	30"	\$2259	+\$63	+\$33	+\$195
	INLAKE3S3072	72"	30"	\$2334	+\$70	+\$33	+\$217
30"D Height Adjustable Table with 3 stage base							
	IN90L34860-22	48"	60"	\$3219	+\$74	+\$37	+\$229
	IN90L34872-22	48"	72"	\$3367	+\$91	+\$38	+\$282
	IN90L36048-22	48"	60"	\$3219	+\$74	+\$37	+\$229
	IN90L37248-22	48"	72"	\$3367	+\$91	+\$38	+\$282
24"D 90° Height Adjustable Table with 3 stage base							
	IN90L34860-33	48"	60"	\$3219	+\$88	+\$43	+\$272
	IN90L34872-33	48"	72"	\$3367	+\$92	+\$47	+\$285
	IN90L36048-33	48"	60"	\$3219	+\$88	+\$43	+\$272
	IN90L37248-33	48"	72"	\$3367	+\$92	+\$47	+\$285
30"D 90° Height Adjustable Table with 3 stage base							

## Freestanding Electric Height Adjustable Tables 3 Stage Base

### General information

- This freestanding electric height adjustable table has a lift capacity of 195lbs (includes worksurface)
- Includes a push button up/down handset
- Optional digital handset with four programmable settings (upcharge)
- **When using the height adjustable tables where storage is located below, the digital handset is required in order to program lowest to not interfere with storage**
- Height range is 24" to 49"; a total range of 25"
- Three stage base comes in black (335-Kettle Black), white (336-White Velvet) and gray (334-Steel Wool)
- Worksurface sizes are nominal. Surfaces are 1" less in the depth and 2" less in the width to provide gap between worksurface and panel to avoid pinch points
- Product codes include base and worksurface
- Stretcher bars are included
- When manually specifying worksurface of laminate or veneer add suffix "-S" to the code
- 1 ¼" thick worksurfaces only
- Battery Pack and Bluetooth add-on are only compatible 3 Stage Base Freestanding Electric Height Adjustable Tables

### Digital handset

For optional digital handset, add +\$66 to list price.

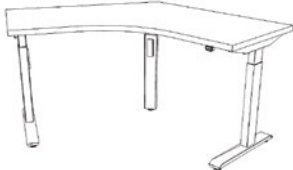
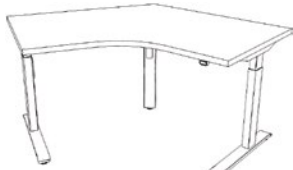
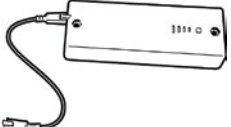

### Notes

In order to get a total cost on products when upcharges are present take the list price of the product number and add the upcharge cost shown to the list price. For example:

**Product IN120L342-22 in Nuform Woodgrain would be \$3125 +\$64**

**Product IN120L342-22 in Grade 1 Laminate would be \$3125 +\$198**

These tables receive a Systems discount

Description	Part number	Width	Depth	Laminate/ Nuform solid	Nuform woodgrain	Tapered edge	Grade 1 laminate
 24"D 120° Height Adjustable Table with 3 stage base	IN120L342-22	42"	24"	\$3125	+\$64	+\$33	+\$198
	IN120L348-22	48"	24"	\$3269	+\$79	+\$39	+\$245
 30"D 120° Height Adjustable Table with 3 stage base	IN120L342-33	42"	30"	\$3157	+\$67	+\$33	+\$207
	IN120L348-33	48"	30"	\$3296	+\$80	+\$40	+\$247
<hr/>							
Description	Part number	Width	Depth	List/base			
 Electric Height Adjustable Table Battery Pack	INLAKBATTPK	8 ¼"	3"	\$571			
 Electric Height Adjustable Table Bluetooth Add-on	INLAKBTOOTH	2.36"	½"	\$88			

## General information

- Base comes in black (335-Kettle Black), white (336-White Velvet) and gray (334-Steel Wool)
- Worksurface sizes are nominal. Surfaces are 1" less in the depth and 2" less in the width to provide gap between worksurface and panel to avoid pinch points
- Product codes include base and worksurface
- Stretcher bars are included
- When manually specifying worksurface of laminate or veneer add suffix "-S" to the code
- 1 ¼" thick worksurfaces only


## Notes

In order to get a total cost on products when upcharges are present take the list price of the product number and add the upcharge cost shown to the list price. For example:

Product INLAKF2436 in Nuform Woodgrain would be \$899 +\$30

Product INLAKF2436 in Grade 1 Laminate would be \$899 +\$93

These tables receive a Systems discount

Description	Part number	Width	Depth	Laminate/ Nuform solid	Nuform woodgrain	Tapered edge	Grade 1 laminate
	INLAKF2436	36"	23"	\$899	+\$30	+\$13	+\$93
	INLAKF2442	42"	23"	\$914	+\$33	+\$16	+\$102
	INLAKF2448	48"	23"	\$961	+\$38	+\$18	+\$118
	INLAKF2454	54"	23"	\$1006	+\$44	+\$23	+\$136
	INLAKF2460	60"	23"	\$1052	+\$47	+\$25	+\$146
	INLAKF2466	66"	23"	\$1097	+\$51	+\$27	+\$158
	INLAKF2472	72"	23"	\$1145	+\$57	+\$28	+\$177

## 24"D Freestanding Fixed Height Table



INLAKF3036	36"	29"	\$984	+\$39	+\$20	+\$121
INLAKF3042	42"	29"	\$1005	+\$42	+\$22	+\$130
INLAKF3042	48"	29"	\$1062	+\$47	+\$25	+\$146
INLAKF3048	48"	29"	\$1119	+\$53	+\$26	+\$164
INLAKF3054	54"	29"	\$1179	+\$59	+\$29	+\$183
INLAKF3060	60"	29"	\$1179	+\$63	+\$32	+\$195
INLAKF3066	66"	29"	\$1218	+\$63	+\$33	+\$217

## 30"D Freestanding Fixed Height Table

## Freestanding Electric Height Adjustable Tables

### General information

- This freestanding electric height adjustable table with two motors has a lift capacity of 180lbs (includes worksurface)
- Has a push button handset with four programmable settings
- Height range is 23.5" to 49"; a total range of 25.5"
- The three stage base has adjustable cross channels, concealed cross bar and C-Legs
- Base comes in silver only
- Worksurface sizes are nominal. Surfaces are 1" less in the depth and 2" less in the width to provide gap between worksurface and panel to avoid pinch points
- Product codes include base and worksurface
- Stretcher bars are required for unsupported worksurfaces of 54" width or wider
- When manually specifying worksurface of laminate or veneer add suffix "-S" to the code

**These tables receive a Systems discount**


### Notes

**In order to get a total cost on products when upcharges are present take the list price of the product number and add the upcharge cost shown to the list price. For example:**


**Product INAQT2454 in Nuform Woodgrain would be \$2115 +\$49**

**Product INAQT2454 in Nuform Woodgrain with a 1" Straight Edge would be \$2115 +\$49 -\$48**

**Product INAQT2454 in Veneer would be \$2115 +\$710**

Description	Part number	Width	Depth	1¼" Laminate/ Nuform solid	1" Nuform	Nuform woodgrain	Tapered edge	1½" Veneer
	<b>INAQT2454</b>	54"	24"	\$2115	-\$48	+\$49	+\$25	+\$710
	<b>INAQT2460</b>	60"	24"	\$2161	-\$50	+\$54	+\$28	+\$735
	<b>INAQT2466</b>	66"	24"	\$2208	-\$58	+\$59	+\$30	+\$738
	<b>INAQT2472</b>	72"	24"	\$2255	-\$63	+\$64	+\$31	+\$740

24"D Freestanding Electric Height Adjustable Tables

	<b>INAQT3054</b>	54"	30"	\$2218	-\$59	+\$60	+\$27	+\$797
	<b>INAQT3060</b>	60"	30"	\$2278	-\$65	+\$66	+\$31	+\$804
	<b>INAQT3066</b>	66"	30"	\$2317	-\$69	+\$70	+\$34	+\$821
	<b>INAQT3072</b>	72"	30"	\$2392	-\$77	+\$79	+\$37	+\$840

30"D Freestanding Electric Height Adjustable Tables







### General information

- 1" less on the depth and 2" less on the width – for rectangular – to provide gap between worksurface and panel if needed. For extended corners, 1" less on each of the overall dimensions.
- When manually specifying worksurface of laminate or veneer add suffix "-S" to the code

- E-Levo is an electric height adjustable table with one motor, with a lifting capacity of 180lbs, height range of 26"-45.5", a total range of 19.5" and an adjustment speed of 1.4" per second. The E-Levo has adjustable cross channels, concealed cross bar and C-Legs.
- E-Levo has a lift capacity of 110lbs (includes worksurface)

- E2-Levo has two legs & E3-Levo has three legs, both are electric height adjustable tables with two motors, E2-Levo lifting capacity of 220lbs, E3-Levo lifting capacity of 330lbs and a height range of 24.4"-49.7", total range of 25.3" and an adjustment speed of 1.4" per second. Both have C-Legs, soft start, anti-collision and adjustable cross channels.
- E2-Levo has a lift capacity of 150lbs (includes worksurface)
- E3-Levo has a lift capacity of 240lbs (includes worksurface)

**These tables receive a Ergonomic discount**

Description	Part number	Width	Depth	1 1/4" Laminate/ Nuform solid	1" Nuform	Nuform woodgrain	Tapered edge	1 1/2" Veneer
	EGFTEL2448	48"	24"	\$1659	-\$42	+\$43	+\$21	+\$697
	EGFTEL2454	54"	24"	\$1691	-\$48	+\$49	+\$25	+\$710
	EGFTEL2460	60"	24"	\$1695	-\$50	+\$54	+\$28	+\$735
	EGFTEL2466	66"	24"	\$1707	-\$58	+\$59	+\$30	+\$738
	EGFTEL2472	72"	24"	\$1712	-\$63	+\$64	+\$31	+\$740
The E-Levo has an Electric Height Adjustable Table with 2 Legs								
	EGFTEL3048	48"	30"	\$1708	-\$50	+\$54	+\$22	+\$787
	EGFTEL3054	54"	30"	\$1768	-\$59	+\$60	+\$23	+\$797
	EGFTEL3060	60"	30"	\$1775	-\$65	+\$66	+\$25	+\$804
	EGFTEL3066	66"	30"	\$1795	-\$69	+\$70	+\$28	+\$821
	EGFTEL3072	72"	30"	\$1804	-\$77	+\$79	+\$29	+\$840
The E-Levo has an Electric Height Adjustable Table with 2 Legs								
	EGFTEU2448	48"	24"	\$2715	-\$42	+\$43	+\$21	+\$697
	EGFTEU2454	54"	24"	\$2760	-\$48	+\$49	+\$25	+\$710
	EGFTEU2460	60"	24"	\$2804	-\$50	+\$54	+\$28	+\$735
	EGFTEU2466	66"	24"	\$2850	-\$58	+\$59	+\$30	+\$738
	EGFTEU2472	72"	24"	\$2897	-\$63	+\$64	+\$31	+\$740
The E2-Levo has an Electric Height Adjustable Table with 2 Legs								
	EGFTEU3048	48"	30"	\$2834	-\$50	+\$54	+\$22	+\$787
	EGFTEU3054	54"	30"	\$2890	-\$59	+\$60	+\$23	+\$797
	EGFTEU3060	60"	30"	\$2950	-\$65	+\$66	+\$25	+\$804
	EGFTEU3066	66"	30"	\$2988	-\$69	+\$70	+\$28	+\$821
	EGFTEU3072	72"	30"	\$3064	-\$77	+\$79	+\$29	+\$840
The E2-Levo has an Electric Height Adjustable Table with 2 Legs								
	EGFTEC6048-22	60"	24"	\$3648	-\$50	+\$54	+\$28	+\$738
	EGFTEC7248-22	72"	24"	\$3679	-\$63	+\$64	+\$31	+\$740
	EGFTEC6048-33	60"	30"	\$3831	-\$65	+\$66	+\$25	+\$804
	EGFTEC7248-33	72"	30"	\$3861	-\$77	+\$79	+\$29	+\$821
The E3-Levo has an Electric Height Adjustable Table with 3 Legs and Left Offset Corner								
	EGFTEC4860-22	60"	24"	\$3648	-\$50	+\$54	+\$28	+\$738
	EGFTEC4872-22	72"	24"	\$3679	-\$63	+\$64	+\$31	+\$740
	EGFTEC4860-33	60"	30"	\$3831	-\$65	+\$66	+\$25	+\$804
	EGFTEC4872-33	72"	30"	\$3861	-\$77	+\$79	+\$29	+\$821
The E3-Levo has an Electric Height Adjustable Table with 3 Legs and Left Offset Corner								

## Freestanding Pneumatic Height Adjustable Tables

### General information

- This manual pneumatic height adjustable table has a lift capacity of 160lbs (includes worksurface)
- Height range is 27" to 47"; a total range of 20"
- Desks are structured with appropriate weight allotments dialed into the counterbalance mechanism; height adjustable mechanisms shall be installed with property structured tops as outlined below (included in code below)
- Tops are adjustable by a paddle in the front right of the worksurface
- Worksurface is adjusted via a unique counterbalance mechanism, adjustable by a paddle in the front right of the worksurface

- Silver and White base color option
- Product codes include base and worksurface
- Worksurfaces sizes are nominal
- Worksurfaces are ¾" less in width on both sides of worksurface to avoid pinch points (total 1½")
- 1" worksurfaces are not available in tapered edge
- Stretcher bars are required for unsupported worksurfaces of 54" width or wider
- **When manually specifying worksurface of laminate or veneer add suffix "-S" to the code**

### Notes

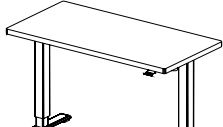
**In order to get a total cost on products when upcharges are present take the list price of the product number and add the upcharge cost shown to the list price. For example:**

**Product EGFTCB2448 in Nuform Woodgrain would be \$1985 +\$38**

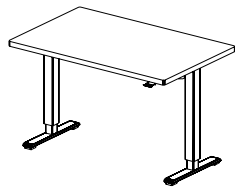
**Product EGFTCB2448 in Nuform Woodgrain with a 1" Straight Edge would be \$1985 +\$38 -\$37**

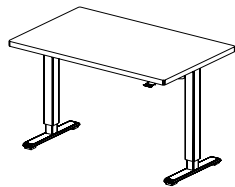
**Product EGFTCB2448 in Veneer would be \$1985 +\$618**

**These tables receive a Ergonomic discount**

Description	Part number	Width	Depth	1¼" Laminate/ Nuform solid	1" Nuform	Nuform woodgrain	Tapered edge	1½" Veneer
	EGFTCB2448	48"	24"	\$1985	-\$37	+\$38	+\$18	+\$618
	EGFTCB2454	54"	24"	\$2000	-\$43	+\$44	+\$23	+\$628
	EGFTCB2460	60"	24"	\$2012	-\$46	+\$47	+\$25	+\$653
	EGFTCB2466	66"	24"	\$2044	-\$50	+\$51	+\$27	+\$648
	EGFTCB2472	72"	24"	\$2058	-\$56	+\$57	+\$28	+\$656

24" D Freestanding Pneumatic Height Adjustable Tables



	EGFTCB3048	48"	30"	\$2052	-\$46	+\$47	+\$25	+\$697
	EGFTCB3054	54"	30"	\$2126	-\$51	+\$53	+\$26	+\$706
	EGFTCB3060	60"	30"	\$2147	-\$58	+\$59	+\$29	+\$712
	EGFTCB3066	66"	30"	\$2201	-\$62	+\$63	+\$32	+\$743
	EGFTCB3072	72"	30"	\$2224	-\$69	+\$70	+\$33	+\$726

30" D Freestanding Pneumatic Height Adjustable Tables






### General information

- Motus and Motus2 have an arm height range of 7"-19½", a total of 12½". Monitor extension of 22½" and retraction of 3½". Monitor tilts +25° and -90°. Monitor rotation of +90° and -90°. Weight capacity of 6.5-17.6lbs per arm and both have a 180° lockout feature.

- .MotusCombo has a 12½" height range for both monitor and laptop tray. Laptop tray is 12" in width and adjusts from 11.84"-17.34" in depth to accommodate laptop alone or laptop with docking station.
- Motus Conversion converts a 75mm to 100mm VESA mount to attach to a 100mm x 200mm VESA monitor.

- Motus Heavy is a weighted mount for when monitor weight does not meet minimum weight for monitor arm. Adds an additional 2.39lbs.
- Finishes are available in silver and white.

**All monitor arms receive an Ergonomic discount**

Description	Part number	List price
 <p>Motus Single Monitor Arm Note: Monitor not included</p>	<b>EGMA1</b>	\$360
 <p>Motus2 Double Monitor Arm Note: Monitor not included</p>	<b>EGMA2</b>	\$662
 <p>Motus Combo Double with Laptop Platform Monitor Arm Note: Monitor not included</p>	<b>EGMA3</b>	\$837
 <p>Motus Conversion Monitor Conversion for Larger Screens</p>	<b>EGMAC</b>	\$29
 <p>Motus Heavy Weighted Plate for Monitor Arm</p>	<b>EGMAH</b>	\$45




### General information

- All keyboard solutions include keyboard platform, articulating arm, leatherette covered gel palm pads, mouse pad, mouse guards and cord management clips at no extra charge.

- Ultra keyboard platform is recommended for straight edge work surfaces, for left or right handed users, 21" glide track and 7" height adjustment. Lift and lock height range.

- Prime and Superior keyboard platforms are made of 100% post-consumer material, making them 100% recyclable. Prime has a 17" glide track and 6.25" height adjustment and 25" cut corner platform. The Superior has 21" glide track, 7" height adjustment. Both have a twist and lock knob to adjust height and angle.

All keyboard trays receive an Ergonomic discount

Description		Part number	List price
	Prime Small Keyboard Platform Note: keyboard and mouse are not included	<b>EGKBT1CC</b>	\$330
	Superior Larger Keyboard Platform Note: keyboard and mouse are not included	<b>EGKBT2CC</b>	\$419
	Ultra Keyboard Platform with Mousing Platform Note: keyboard and mouse are not included	<b>EGKBTU</b>	\$448

General information

Lux100

- Compact light weight LED task light
- Color temperature of 3000k
- 250 Lumens, CRI 80, 3W
- 11.8" reach
- Built in dimmer and 8 hour auto shut off
- Cord length 5'




Lux200

- Long reaching LED task light
- Color temperature of 3500K
- 356 Lumens, CRI 85, 6W, lamp life of 50,000
- 36" reach
- Built in dimmer and 8 hour auto shut off
- Cord length 7'
- 180° rotation at light source, 360° at base

Lux300

- Telescoping LED task light
- Color temperature of 3500K
- 350 Lumens, CRI 83, 6W
- 33" reach
- Cord length 12'
- 180° rotation at light source and arm, 360° rotation at base
- Occupancy Sensor

All monitor arms receive an Ergonomic discount

Description	Part number	List price
 <p>Lux100 Light Weight Compact Task Lighting</p>	<b>EGLUX1</b>	\$209
 <p>Lux200 Two Arm Long Reach Task Lighting</p>	<b>EGLUX2</b>	\$390
 <p>Lux300 Telescoping Head and Arm with USB Port Task Lighting</p>	<b>EGLUX3</b>	\$577

**inscape**

67 Toll Road  
Holland Landing, Ontario  
L9N 1H2 Canada

T 905 836 7676  
F 905 836 6000

[inscapesolutions.com](http://inscapesolutions.com)

© Inscape Corporation 2016™

® trademarks of Inscape Corporation. Patents may be pending. Certain names, words, logos and graphics or designs contained herein are trademarks or service marks of Inscape Corporation.