

inscape



Ergonomics
US Price List
February 2018

Contents

Freestanding Electric Height Adjustable Tables	003
+ 2 Stage Base	003
+ 2 Stage Base Only	005
+ 3 Stage Base	007
+ 3 Stage Base Only	009
Freestanding Fixed Height Tables	011
Freestanding Pneumatic Height Adjustable Tables	012
Monitor Arms	013
Keyboard Platforms	014
Task Lighting	015

Conditions of sale

Refer to the [Conditions of Sale](#) document on inscapesolutions.com.

General information

- This freestanding electric height adjustable table has a lift capacity of 200lbs (includes worksurface)
- Includes a push button up/down handset
- Optional digital handset with four programmable settings (upcharge)
- **When using the height adjustable tables where storage is located below, the digital handset is required in order to program lowest to not interfere with storage**
- Height range is 28" to 48"; a total range of 20"
- Two stage base comes in black (335-Kettle Black), white (336-White Velvet) and gray (334-Steel Wool)
- Worksurface sizes are nominal. Surfaces are 1" less in the depth and 2" less in the width to provide gap between worksurface and panel to avoid pinch points
- Product codes include base and worksurface
- Stretcher bars are included
- When manually specifying worksurface in laminate, add suffix "-S" to the code
- 1 ¼" thick worksurfaces only

Digital handset

For optional digital handset, add +\$67 to list price.



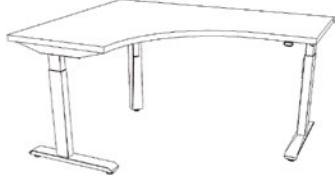

Notes

In order to get a total cost on products when upcharges are present take the list price of the product number and add the upcharge cost shown to the list price. For example:

Product INLAKE2S2442 in Nuform Woodgrain would be \$1881 +\$34

Product INLAKE2S2442 in Grade 1 Laminate would be \$1881 +\$104

These tables receive a Systems discount

Description	Part number	Width	Depth	Laminate/ Nuform solid	Nuform woodgrain	Tapered edge	Grade 1 laminate
	INLAKE2S2442	42"	24"	\$1881	+\$34	+\$17	+\$104
	INLAKE2S2448	48"	24"	\$1929	+\$39	+\$19	+\$120
	INLAKE2S2454	54"	24"	\$1975	+\$45	+\$24	+\$139
	INLAKE2S2460	60"	24"	\$2021	+\$48	+\$26	+\$149
	INLAKE2S2466	66"	24"	\$2067	+\$52	+\$28	+\$161
	INLAKE2S2472	72"	24"	\$2116	+\$58	+\$29	+\$180
24"D Height Adjustable Table with 2 stage base							
	INLAKE2S3042	42"	30"	\$1964	+\$43	+\$23	+\$132
	INLAKE2S3048	48"	30"	\$2021	+\$48	+\$26	+\$149
	INLAKE2S3054	54"	30"	\$2079	+\$54	+\$27	+\$167
	INLAKE2S3060	60"	30"	\$2140	+\$60	+\$30	+\$186
	INLAKE2S3066	66"	30"	\$2180	+\$64	+\$33	+\$198
	INLAKE2S3072	72"	30"	\$2256	+\$72	+\$34	+\$221
30"D Height Adjustable Table with 2 stage base							
	IN90L24860-22	48"	60"	\$3097	+\$76	+\$38	+\$233
	IN90L24872-22	48"	72"	\$3247	+\$93	+\$39	+\$287
	IN90L26048-22	60"	48"	\$3097	+\$76	+\$38	+\$233
	IN90L27248-22	72"	48"	\$3247	+\$93	+\$39	+\$287
24"D 90° Height Adjustable Table with 2 stage base							
	IN90L24860-33	48"	60"	\$3097	+\$90	+\$44	+\$277
	IN90L24872-33	48"	72"	\$3247	+\$94	+\$48	+\$290
	IN90L26048-33	60"	48"	\$3097	+\$90	+\$44	+\$277
	IN90L27248-33	72"	48"	\$3247	+\$94	+\$48	+\$290
30"D 90° Height Adjustable Table with 2 stage base							

Freestanding Electric Height Adjustable Tables

2 Stage Base

General information

- This freestanding electric height adjustable table has a lift capacity of 200lbs (includes worksurface)
- Includes a push button up/down handset
- Optional digital handset with four programmable settings (upcharge)
- **When using the height adjustable tables where storage is located below, the digital handset is required in order to program lowest to not interfere with storage**
- Height range is 28" to 48"; a total range of 20"
- Two stage base comes in black (335-Kettle Black), white (336-White Velvet) and gray (334-Steel Wool)
- Worksurface sizes are nominal. Surfaces are 1" less in the depth and 2" less in the width to provide gap between worksurface and panel to avoid pinch points
- Product codes include base and worksurface
- Stretcher bars are included
- When manually specifying worksurface in laminate, add suffix "-S" to the code
- 1 ¼" thick worksurfaces only
- Battery Pack and Bluetooth add-on are only compatible with the 2 and 3 Stage Base Freestanding Electric Height Adjustable Tables

Digital handset

For optional digital handset, add +\$67 to list price.

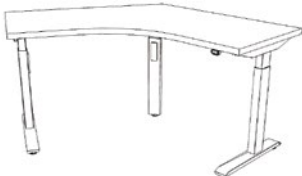
Notes

In order to get a total cost on products when upcharges are present take the list price of the product number and add the upcharge cost shown to the list price. For example:

Product IN120L242-22 in Nuform Woodgrain would be \$3002 +\$65

Product IN120L242-22 in Grade 1 Laminate would be \$3002 +\$201

These tables receive a Systems discount

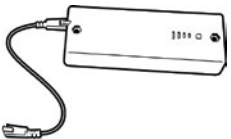
Description	Part number	Width	Depth	Laminate/ Nuform solid	Nuform woodgrain	Tapered edge	Grade 1 laminate
	IN120L242-22	42"	42"	\$3002	+\$65	+\$34	+\$201
	IN120L248-22	48"	48"	\$3148	+\$81	+\$40	+\$249

24"D 120° Height Adjustable Table
with 2 stage base



30"D 120° Height Adjustable Table
with 2 stage base

	IN120L242-33	42"	42"	\$3034	+\$69	+\$34	+\$211
	IN120L248-33	48"	48"	\$3175	+\$82	+\$41	+\$251

Description	Part number	Width	Depth	List/base
	INLAKBATTPK	8 ¼"	3"	\$580

Electric Height Adjustable Table
Battery Pack

	INLAKBTOOTH	2.36"	½"	\$90
---	--------------------	-------	----	------





Electric Height Adjustable Table
Bluetooth Add-on

General information

- This freestanding electric height adjustable table has a lift capacity of 200lbs (includes worksurface)
- Includes a push button up/down handset
- Optional digital handset with four programmable settings (upcharge)
- **When using the height adjustable tables where storage is located below, the digital handset is required in order to program lowest to not interfere with storage**
- Height range is 28" to 48"; a total range of 20"
- Two stage base comes in black (335-Kettle Black), white (336-White Velvet) and gray (334-Steel Wool)
- Stretcher bars are included

Digital handset

For optional digital handset, add +\$67 to list price.

Description	Part number	Width	Depth	List/base
 <p>2 Stage Height Adjustable Base Only For 24"D rectangular surfaces</p>	INLAKE2BASE2442	42"	24"	\$1698
	INLAKE2BASE2448	48"	24"	\$1698
	INLAKE2BASE2448	54"	24"	\$1698
	INLAKE2BASE2454	54"	24"	\$1698
	INLAKE2BASE2460	60"	24"	\$1698
	INLAKE2BASE2466	66"	24"	\$1698
 <p>2 Stage Height Adjustable Base Only For 30"D rectangular surfaces</p>	INLAKE2BASE3042	42"	30"	\$1698
	INLAKE2BASE3048	48"	30"	\$1698
	INLAKE2BASE3048	54"	30"	\$1698
	INLAKE2BASE3054	54"	30"	\$1698
	INLAKE2BASE3060	60"	30"	\$1698
	INLAKE2BASE3066	66"	30"	\$1698
 <p>2 Stage 90° Height Adjustable Base Only For 24"D surfaces</p>	IN90L2BS4860-22	48"	60"	\$2564
	IN90L2BS4872-22	48"	72"	\$2564
	IN90L2BS4872-22	60"	48"	\$2564
	IN90L2BS6048-22	60"	48"	\$2564
 <p>2 Stage 90° Height Adjustable Base Only For 30"D surfaces</p>	IN90L2BS4860-33	48"	60"	\$2564
	IN90L2BS4872-33	48"	72"	\$2564
	IN90L2BS4872-33	60"	48"	\$2564
	IN90L2BS6048-33	60"	48"	\$2564

Freestanding Electric Height Adjustable Tables

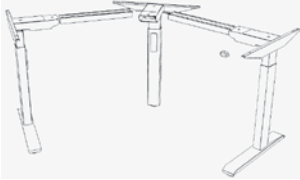
2 Stage Base Only

General information


- This freestanding electric height adjustable table has a lift capacity of 200lbs (includes worksurface)
- Includes a push button up/down handset
- Optional digital handset with four programmable settings (upcharge)
- **When using the height adjustable tables where storage is located below, the digital handset is required in order to program lowest to not interfere with storage**
- Height range is 28" to 48"; a total range of 20"
- Two stage base comes in black (335-Kettle Black), white (336-White Velvet) and gray (334-Steel Wool)
- Stretcher bars are included
- Battery Pack and Bluetooth add-on are only compatible with the 2 and 3 Stage Base Freestanding Electric Height Adjustable Tables

Digital handset

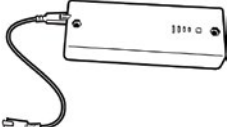
For optional digital handset, add +\$67 to list price.

Description	Part number	Width	Depth	List/base
	IN120LK2BS42-22	42"	42"	\$2564
	IN120LK2BS48-22	48"	48"	\$2564

2 Stage 120° Height Adjustable Base Only
For 24"D surfaces

	IN120LK2BS42-33	42"	42"	\$2564
	IN120LK2BS48-33	48"	48"	\$2564

2 Stage 120° Height Adjustable Base Only
For 30"D surfaces

Description	Part number	Width	Depth	List/base
	INLAKBATTPK	8 ¼"	3"	\$580

Electric Height Adjustable Table
Battery Pack

	INLAKBTOOTH	2.36"	½"	\$90
---	-------------	-------	----	------

Electric Height Adjustable Table
Bluetooth Add-on

General information

- This freestanding electric height adjustable table has a lift capacity of 200lbs (includes worksurface)
- Includes a push button up/down handset
- Optional digital handset with four programmable settings (upcharge)
- **When using the height adjustable tables where storage is located below, the digital handset is required in order to program lowest to not interfere with storage**
- Height range is 25" to 50"; a total range of 25"
- Three stage base comes in black (335-Kettle Black), white (336-White Velvet) and gray (334-Steel Wool)
- Worksurface sizes are nominal. Surfaces are 1" less in the depth and 2" less in the width to provide gap between worksurface and panel to avoid pinch points
- Product codes include base and worksurface
- Stretcher bars are included
- When manually specifying worksurface in laminate, add suffix "-S" to the code
- 1 ¼" thick worksurfaces only

Digital handset

For optional digital handset, add +\$67 to list price.



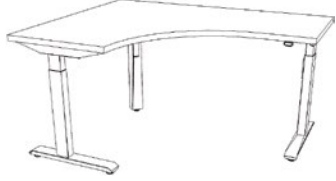

Notes

In order to get a total cost on products when upcharges are present take the list price of the product number and add the upcharge cost shown to the list price. For example:

Product INLAKE3S2442 in Nuform Woodgrain would be \$1995 +\$34

Product INLAKE3S2442 in Grade 1 Laminate would be \$1995 +\$104

These tables receive a Systems discount

Description	Part number	Width	Depth	Laminate/ Nuform solid	Nuform woodgrain	Tapered edge	Grade 1 laminate
 24"D Height Adjustable Table with 3 stage base	INLAKE3S2442	42"	24"	\$1995	+\$34	+\$17	+\$104
	INLAKE3S2448	48"	24"	\$2043	+\$39	+\$19	+\$120
	INLAKE3S2454	54"	24"	\$2088	+\$45	+\$24	+\$139
	INLAKE3S2460	60"	24"	\$2135	+\$48	+\$26	+\$149
	INLAKE3S2466	66"	24"	\$2181	+\$52	+\$28	+\$161
	INLAKE3S2472	72"	24"	\$2229	+\$58	+\$29	+\$180
 30"D Height Adjustable Table with 3 stage base	INLAKE3S3042	42"	30"	\$2077	+\$43	+\$23	+\$132
	INLAKE3S3048	48"	30"	\$2135	+\$48	+\$26	+\$149
	INLAKE3S3054	54"	30"	\$2193	+\$54	+\$27	+\$167
	INLAKE3S3060	60"	30"	\$2254	+\$60	+\$30	+\$186
	INLAKE3S3066	66"	30"	\$2293	+\$64	+\$33	+\$198
	INLAKE3S3072	72"	30"	\$2370	+\$72	+\$34	+\$221
 30"D 90° Height Adjustable Table with 3 stage base	IN90L34860-22	48"	60"	\$3268	+\$76	+\$38	+\$233
	IN90L34872-22	48"	72"	\$3418	+\$93	+\$39	+\$287
	IN90L36048-22	48"	60"	\$3268	+\$76	+\$38	+\$233
	IN90L37248-22	48"	72"	\$3418	+\$93	+\$39	+\$287
 24"D 90° Height Adjustable Table with 3 stage base	IN90L34860-33	48"	60"	\$3268	+\$90	+\$44	+\$277
	IN90L34872-33	48"	72"	\$3418	+\$94	+\$48	+\$290
	IN90L36048-33	48"	60"	\$3268	+\$90	+\$44	+\$277
	IN90L37248-33	48"	72"	\$3418	+\$94	+\$48	+\$290

Freestanding Electric Height Adjustable Tables

3 Stage Base

General information

- This freestanding electric height adjustable table has a lift capacity of 200lbs (includes worksurface)
- Includes a push button up/down handset
- Optional digital handset with four programmable settings (upcharge)
- **When using the height adjustable tables where storage is located below, the digital handset is required in order to program lowest to not interfere with storage**
- Height range is 25" to 50"; a total range of 25"
- Three stage base comes in black (335-Kettle Black), white (336-White Velvet) and gray (334-Steel Wool)
- Worksurface sizes are nominal. Surfaces are 1" less in the depth and 2" less in the width to provide gap between worksurface and panel to avoid pinch points
- Product codes include base and worksurface
- Stretcher bars are included
- When manually specifying worksurface of laminate or veneer add suffix "-S" to the code
- 1 ¼" thick worksurfaces only
- Battery Pack and Bluetooth add-on are only compatible with the 2 and 3 Stage Base Freestanding Electric Height Adjustable Tables

Digital handset

For optional digital handset, add +\$67 to list price.

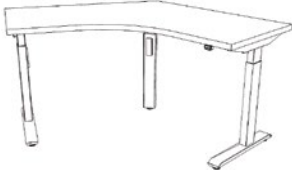
Notes

In order to get a total cost on products when upcharges are present take the list price of the product number and add the upcharge cost shown to the list price. For example:

Product IN120L342-22 in Nuform Woodgrain would be \$3172 +\$65

Product IN120L342-22 in Grade 1 Laminate would be \$3172 +\$201

These tables receive a Systems discount

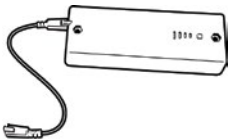
Description	Part number	Width	Depth	Laminate/ Nuform solid	Nuform woodgrain	Tapered edge	Grade 1 laminate
	IN120L342-22	42"	24"	\$3172	+\$65	+\$34	+\$201
	IN120L348-22	48"	24"	\$3319	+\$81	+\$40	+\$249

24"D 120° Height Adjustable Table with 3 stage base




30"D 120° Height Adjustable Table with 3 stage base

	IN120L342-33	42"	30"	\$3205	+\$69	+\$34	+\$211
	IN120L348-33	48"	30"	\$3346	+\$82	+\$41	+\$251

Description	Part number	Width	Depth	List/base
	INLAKBATTPK	8 ¼"	3"	\$580

Electric Height Adjustable Table Battery Pack

	INLAKBTOOTH	2.36"	½"	\$90
---	--------------------	-------	----	------





Electric Height Adjustable Table Bluetooth Add-on

General information

- This freestanding electric height adjustable table has a lift capacity of 200lbs (includes worksurface)
- Includes a push button up/down handset
- Optional digital handset with four programmable settings (upcharge)
- **When using the height adjustable tables where storage is located below, the digital handset is required in order to program lowest to not interfere with storage**
- Height range is 25" to 50"; a total range of 25"
- Three stage base comes in black (335-Kettle Black), white (336-White Velvet) and gray (334-Steel Wool)
- Stretcher bars are included

Digital handset

For optional digital handset, add +\$67 to list price.

Description	Part number	Width	Depth	List/base
 <p>3 Stage Height Adjustable Base Only For 24"D rectangular surfaces</p>	INLAKE3BASE2442	42"	24"	\$1822
	INLAKE3BASE2448	48"	24"	\$1822
	INLAKE3BASE2448	54"	24"	\$1822
	INLAKE3BASE2454	54"	24"	\$1822
	INLAKE3BASE2460	60"	24"	\$1822
	INLAKE3BASE2466	66"	24"	\$1822
 <p>3 Stage Height Adjustable Base Only For 30"D rectangular surfaces</p>	INLAKE3BASE3042	42"	30"	\$1822
	INLAKE3BASE3048	48"	30"	\$1822
	INLAKE3BASE3048	54"	30"	\$1822
	INLAKE3BASE3054	54"	30"	\$1822
	INLAKE3BASE3060	60"	30"	\$1822
	INLAKE3BASE3066	66"	30"	\$1822
 <p>3 Stage 90° Height Adjustable Base Only For 24"D surfaces</p>	IN90L3BS4860-22	48"	60"	\$2751
	IN90L3BS4872-22	48"	72"	\$2751
	IN90L3BS4872-22	60"	48"	\$2751
	IN90L3BS6048-22	60"	48"	\$2751
 <p>3 Stage 90° Height Adjustable Base Only For 30"D surfaces</p>	IN90L3BS4860-33	48"	60"	\$2751
	IN90L3BS4872-33	48"	72"	\$2751
	IN90L3BS4872-33	60"	48"	\$2751
	IN90L3BS6048-33	60"	48"	\$2751

Freestanding Electric Height Adjustable Tables


3 Stage Base Only

General information

- This freestanding electric height adjustable table has a lift capacity of 200lbs (includes worksurface)
- Includes a push button up/down handset
- Optional digital handset with four programmable settings (upcharge)
- **When using the height adjustable tables where storage is located below, the digital handset is required in order to program lowest to not interfere with storage**
- Height range is 25" to 50"; a total range of 25"
- Three stage base comes in black (335-Kettle Black), white (336-White Velvet) and gray (334-Steel Wool)
- Stretcher bars are included
- Battery Pack and Bluetooth add-on are only compatible with the 2 and 3 Stage Base Freestanding Electric Height Adjustable Tables

Digital handset

For optional digital handset, add +\$67 to list price.

Description	Part number	Width	Depth	List/base
	IN120LK3BS42-22	42"	42"	\$2751
	IN120LK3BS48-22	48"	48"	\$2751

3 Stage 120° Height Adjustable Base Only
For 24"D surfaces



	IN120LK3BS42-33	42"	42"	\$2751
	IN120LK3BS48-33	48"	48"	\$2751

3 Stage 120° Height Adjustable Base Only
For 30"D surfaces

Description	Part number	Width	Depth	List/base
 <p>Electric Height Adjustable Table Battery Pack</p>	INLAKBATTPK	8 ¼"	3"	\$580

 <p>Electric Height Adjustable Table Bluetooth Add-on</p>	INLAKBTOOTH	2.36"	½"	\$90
--	-------------	-------	----	------

General information

- Base comes in black (335-Kettle Black), white (336-White Velvet) and gray (334-Steel Wool)
- Worksurface sizes are nominal. Surfaces are 1" less in the depth and 2" less in the width to provide gap between worksurface and panel to avoid pinch points
- Product codes include base and worksurface
- Stretcher bars are included
- When manually specifying worksurface of laminate or veneer add suffix "-S" to the code
- 1 ¼" thick worksurfaces only



Notes

In order to get a total cost on products when upcharges are present take the list price of the product number and add the upcharge cost shown to the list price. For example:

Product INLAKF2436 in Nuform Woodgrain would be \$913 +\$31

Product INLAKF2436 in Grade 1 Laminate would be \$913 +\$95

These tables receive a Systems discount

Description	Part number	Width	Depth	Laminate/ Nuform solid	Nuform woodgrain	Tapered edge	Grade 1 laminate
	INLAKF2436	36"	23"	\$913	+\$31	+\$14	+\$95
	INLAKF2442	42"	23"	\$928	+\$34	+\$17	+\$104
	INLAKF2448	48"	23"	\$976	+\$39	+\$19	+\$120
	INLAKF2454	54"	23"	\$1022	+\$45	+\$24	+\$139
	INLAKF2460	60"	23"	\$1068	+\$48	+\$26	+\$149
	INLAKF2466	66"	23"	\$1114	+\$52	+\$28	+\$161
	INLAKF2472	72"	23"	\$1163	+\$58	+\$29	+\$180
24"D Freestanding Fixed Height Table							
	INLAKF3036	36"	29"	\$999	+\$40	+\$21	+\$123
	INLAKF3042	42"	29"	\$1021	+\$43	+\$23	+\$132
	INLAKF3042	48"	29"	\$1078	+\$48	+\$26	+\$149
	INLAKF3048	48"	29"	\$1136	+\$54	+\$27	+\$167
	INLAKF3054	54"	29"	\$1197	+\$60	+\$30	+\$186
	INLAKF3060	60"	29"	\$1197	+\$64	+\$33	+\$198
	INLAKF3066	66"	29"	\$1237	+\$64	+\$34	+\$221

30"D Freestanding Fixed Height Table

Freestanding Pneumatic Height Adjustable Tables

General information

- This manual pneumatic height adjustable table has a lift capacity of 160lbs (includes worksurface)
- Height range is 27" to 47"; a total range of 20"
- Desks are structured with appropriate weight allotments dialed into the counterbalance mechanism; height adjustable mechanisms shall be installed with property structured tops as outlined below (included in code below)
- Tops are adjustable by a paddle in the front right of the worksurface
- Worksurface is adjusted via a unique counterbalance mechanism, adjustable by a paddle in the front right of the worksurface

- Silver and White base color option
- Product codes include base and worksurface
- Worksurfaces sizes are nominal
- Worksurfaces are ¾" less in width on both sides of worksurface to avoid pinch points (total 1½")
- 1" worksurfaces are not available in tapered edge
- Stretcher bars are required for unsupported worksurfaces of 54" width or wider
- **When manually specifying worksurface of laminate or veneer add suffix "-S" to the code**

Notes

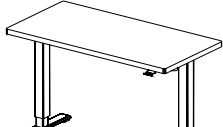
In order to get a total cost on products when upcharges are present take the list price of the product number and add the upcharge cost shown to the list price. For example:

Product EGFTCB2448 in Nuform Woodgrain would be \$2015 +\$39

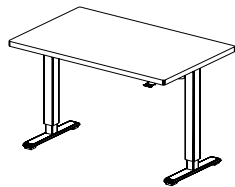
Product EGFTCB2448 in Nuform Woodgrain with a 1" Straight Edge would be \$2015 +\$39 -\$38

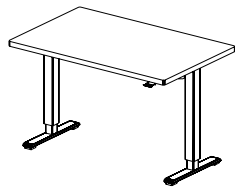
Product EGFTCB2448 in Veneer would be \$2015 +\$628

These tables receive a Ergonomic discount

Description	Part number	Width	Depth	1¼" Laminate/ Nuform solid	1" Nuform	Nuform woodgrain	Tapered edge	1½" Veneer
	EGFTCB2448	48"	24"	\$2015	-\$38	+\$39	+\$19	+\$628
	EGFTCB2454	54"	24"	\$2030	-\$44	+\$45	+\$24	+\$638
	EGFTCB2460	60"	24"	\$2043	-\$47	+\$48	+\$26	+\$663
	EGFTCB2466	66"	24"	\$2075	-\$51	+\$52	+\$28	+\$658
	EGFTCB2472	72"	24"	\$2089	-\$57	+\$58	+\$29	+\$666

24" D Freestanding Pneumatic Height Adjustable Tables



	EGFTCB3048	48"	30"	\$2083	-\$47	+\$48	+\$26	+\$708
	EGFTCB3054	54"	30"	\$2158	-\$52	+\$54	+\$27	+\$717
	EGFTCB3060	60"	30"	\$2180	-\$59	+\$60	+\$30	+\$723
	EGFTCB3066	66"	30"	\$2235	-\$63	+\$64	+\$33	+\$755
	EGFTCB3072	72"	30"	\$2258	-\$71	+\$72	+\$34	+\$737

30" D Freestanding Pneumatic Height Adjustable Tables

General information

- Motus and Motus2 have an arm height range of 7"-19½", a total of 12½". Monitor extension of 22½" and retraction of 3½". Monitor tilts +25° and -90°. Monitor rotation of +90° and -90°. Weight capacity of 6.5-17.6lbs per arm and both have a 180° lockout feature.
- MotusCombo has a 12½" height range for both monitor and laptop tray. Laptop tray is 12" in width and adjusts from 11.84"-17.34" in depth to accommodate laptop alone or laptop with docking station.
- Motus Conversion converts a 75mm to 100mm VESA mount to attach to a 100mm x 200mm VESA monitor.
- Motus Heavy is a weighted mount for when monitor weight does not meet minimum weight for monitor arm. Adds an additional 2.39lbs.
- Finishes are available in silver and white.

All monitor arms receive an Ergonomic discount

Description	Part number	List price
 <p>Motus Single Monitor Arm Note: Monitor not included</p>	EGMA1	\$366
 <p>Motus2 Double Monitor Arm Note: Monitor not included</p>	EGMA2	\$672
 <p>Motus Combo Double with Laptop Platform Monitor Arm Note: Monitor not included</p>	EGMA3	\$850
 <p>Motus Conversion Monitor Conversion for Larger Screens</p>	EGMAC	\$30
 <p>Motus Heavy Weighted Plate for Monitor Arm</p>	EGMAH	\$46

Keyboard Platforms




General information

- All keyboard solutions include keyboard platform, articulating arm, leatherette covered gel palm pads, mouse pad, mouse guards and cord management clips at no extra charge.

- Ultra keyboard platform is recommended for straight edge work surfaces, for left or right handed users, 21" glide track and 7" height adjustment. Lift and lock height range.

- Prime and Superior keyboard platforms are made of 100% post-consumer material, making them 100% recyclable. Prime has a 17" glide track and 6.25" height adjustment and 25" cut corner platform. The Superior has 21" glide track, 7" height adjustment. Both have a twist and lock knob to adjust height and angle.

All keyboard trays receive an Ergonomic discount

Description		Part number	List price
	Prime Small Keyboard Platform Note: keyboard and mouse are not included	EGKBT1CC	\$335
	Superior Larger Keyboard Platform Note: keyboard and mouse are not included	EGKBT2CC	\$426
	Ultra Keyboard Platform with Mousing Platform Note: keyboard and mouse are not included	EGKBTU	\$455

General information

Lux100

- Compact light weight LED task light
- Color temperature of 3000k
- 250 Lumens, CRI 80, 3W
- 11.8" reach
- Built in dimmer and 8 hour auto shut off
- Cord length 5'




Lux200

- Long reaching LED task light
- Color temperature of 3500K
- 356 Lumens, CRI 85, 6W, lamp life of 50,000
- 36" reach
- Built in dimmer and 8 hour auto shut off
- Cord length 7'
- 180° rotation at light source, 360° at base

Lux300

- Telescoping LED task light
- Color temperature of 3500K
- 350 Lumens, CRI 83, 6W
- 33" reach
- Cord length 12'
- 180° rotation at light source and arm, 360° rotation at base
- Occupancy Sensor

All task lighting receive an Ergonomic discount

Description		Part number	List price
	Lux100 Light Weight Compact Task Lighting	EGLUX1	\$213
	Lux200 Two Arm Long Reach Task Lighting	EGLUX2	\$396
	Lux300 Telescoping Head and Arm with USB Port Task Lighting	EGLUX3	\$586

inscape

67 Toll Road
Holland Landing, Ontario
L9N 1H2 Canada

T 905 836 7676
F 905 836 6000

inscapesolutions.com

© Inscape Corporation 2016™

® trademarks of Inscape Corporation. Patents may be pending. Certain names, words, logos and graphics or designs contained herein are trademarks or service marks of Inscape Corporation.