

inscape



Ergonomics  
Canadian Price List  
February 2018

# Contents

<b>Freestanding Electric Height Adjustable Tables</b>	<b>003</b>
+ 2 Stage Base	003
+ 2 Stage Base Only	005
+ 3 Stage Base	007
+ 3 Stage Base Only	009
<b>Freestanding Fixed Height Tables</b>	<b>011</b>
<b>Freestanding Pneumatic Height Adjustable Tables</b>	<b>012</b>
<b>Monitor Arms</b>	<b>013</b>
<b>Keyboard Platforms</b>	<b>014</b>
<b>Task Lighting</b>	<b>015</b>

## Conditions of sale

Refer to the [Conditions of Sale](#) document on [inscapesolutions.com](http://inscapesolutions.com).

## General information

- This freestanding electric height adjustable table has a lift capacity of 200lbs (includes worksurface)
- Includes a push button up/down handset
- Optional digital handset with four programmable settings (upcharge)
- **When using the height adjustable tables where storage is located below, the digital handset is required in order to program lowest to not interfere with storage**
- Height range is 28" to 48"; a total range of 20"
- Two stage base comes in black (335-Kettle Black), white (336-White Velvet) and gray (334-Steel Wool)
- Worksurface sizes are nominal. Surfaces are 1" less in the depth and 2" less in the width to provide gap between worksurface and panel to avoid pinch points
- Product codes include base and worksurface
- Stretcher bars are included
- When manually specifying worksurface in laminate, add suffix "-S" to the code
- 1 ¼" thick worksurfaces only

## Digital handset

For optional digital handset, add +\$81 to list price.



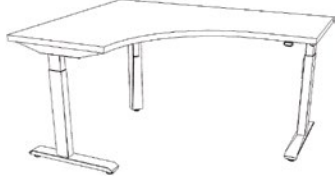

## Notes

In order to get a total cost on products when upcharges are present take the list price of the product number and add the upcharge cost shown to the list price. For example:

**Product INLAKE2S2442 in Nuform Woodgrain would be \$2258 +\$41**

**Product INLAKE2S2442 in Grade 1 Laminate would be \$2258 +\$125**

These tables receive a Systems discount
---

Description	Part number	Width	Depth	Laminate/ Nuform solid	Nuform woodgrain	Tapered edge	Grade 1 laminate
	INLAKE2S2442	42"	24"	\$2258	+\$41	+\$21	+\$125
	INLAKE2S2448	48"	24"	\$2315	+\$47	+\$23	+\$144
	INLAKE2S2454	54"	24"	\$2370	+\$54	+\$29	+\$167
	INLAKE2S2460	60"	24"	\$2426	+\$58	+\$32	+\$179
	INLAKE2S2466	66"	24"	\$2481	+\$63	+\$34	+\$194
	INLAKE2S2472	72"	24"	\$2540	+\$70	+\$35	+\$216
24"D Height Adjustable Table with 2 stage base							
	INLAKE2S3042	42"	30"	\$2357	+\$52	+\$28	+\$159
	INLAKE2S3048	48"	30"	\$2426	+\$58	+\$32	+\$179
	INLAKE2S3054	54"	30"	\$2495	+\$65	+\$33	+\$201
	INLAKE2S3060	60"	30"	\$2568	+\$72	+\$36	+\$224
	INLAKE2S3066	66"	30"	\$2616	+\$77	+\$40	+\$238
	INLAKE2S3072	72"	30"	\$2708	+\$87	+\$41	+\$266
30"D Height Adjustable Table with 2 stage base							
	IN90L24860-22	48"	60"	\$3717	+\$92	+\$46	+\$280
	IN90L24872-22	48"	72"	\$3897	+\$112	+\$47	+\$345
	IN90L26048-22	60"	48"	\$3717	+\$92	+\$46	+\$280
	IN90L27248-22	72"	48"	\$3897	+\$112	+\$47	+\$345
24"D 90° Height Adjustable Table with 2 stage base							
	IN90L24860-33	48"	60"	\$3717	+\$108	+\$53	+\$333
	IN90L24872-33	48"	72"	\$3897	+\$113	+\$58	+\$348
	IN90L26048-33	60"	48"	\$3717	+\$108	+\$53	+\$333
	IN90L27248-33	72"	48"	\$3897	+\$113	+\$58	+\$348
30"D 90° Height Adjustable Table with 2 stage base							

## Freestanding Electric Height Adjustable Tables

### 2 Stage Base

#### General information

- This freestanding electric height adjustable table has a lift capacity of 200lbs (includes worksurface)
- Includes a push button up/down handset
- Optional digital handset with four programmable settings (upcharge)
- **When using the height adjustable tables where storage is located below, the digital handset is required in order to program lowest to not interfere with storage**
- Height range is 28" to 48"; a total range of 20"
- Two stage base comes in black (335-Kettle Black), white (336-White Velvet) and gray (334-Steel Wool)
- Worksurface sizes are nominal. Surfaces are 1" less in the depth and 2" less in the width to provide gap between worksurface and panel to avoid pinch points
- Product codes include base and worksurface
- Stretcher bars are included
- When manually specifying worksurface in laminate, add suffix "-S" to the code
- 1 ¼" thick worksurfaces only
- Battery Pack and Bluetooth add-on are only compatible with the 2 and 3 Stage Base Freestanding Electric Height Adjustable Tables

#### Digital handset

For optional digital handset, add +\$81 to list price.

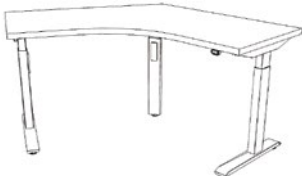
#### Notes

In order to get a total cost on products when upcharges are present take the list price of the product number and add the upcharge cost shown to the list price. For example:

**Product IN120L242-22 in Nuform Woodgrain would be \$3603 +\$78**

**Product IN120L242-22 in Grade 1 Laminate would be \$3603 +\$242**

**These tables receive a Systems discount**

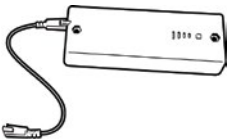
Description	Part number	Width	Depth	Laminate/ Nuform solid	Nuform woodgrain	Tapered edge	Grade 1 laminate
	<b>IN120L242-22</b>	42"	42"	\$3603	+\$78	+\$41	+\$242
	<b>IN120L248-22</b>	48"	48"	\$3778	+\$98	+\$48	+\$299

24"D 120° Height Adjustable Table  
with 2 stage base




30"D 120° Height Adjustable Table  
with 2 stage base

	<b>IN120L242-33</b>	42"	42"	\$3641	+\$83	+\$41	+\$254
	<b>IN120L248-33</b>	48"	48"	\$3810	+\$99	+\$50	+\$302

Description	Part number	Width	Depth	List/base
	<b>INLAKBATTPK</b>	8 ¼"	3"	\$696

Electric Height Adjustable Table  
Battery Pack

	<b>INLAKBTOOTH</b>	2.36"	½"	\$108
---	--------------------	-------	----	-------




Electric Height Adjustable Table  
Bluetooth Add-on

## General information

- This freestanding electric height adjustable table has a lift capacity of 200lbs (includes worksurface)
- Includes a push button up/down handset
- Optional digital handset with four programmable settings (upcharge)
- **When using the height adjustable tables where storage is located below, the digital handset is required in order to program lowest to not interfere with storage**
- Height range is 28" to 48"; a total range of 20"
- Two stage base comes in black (335-Kettle Black), white (336-White Velvet) and gray (334-Steel Wool)
- Stretcher bars are included

## Digital handset

For optional digital handset, add +\$81 to list price.

Description	Part number	Width	Depth	List/base
 <p>2 Stage Height Adjustable Base Only For 24"D rectangular surfaces</p>	INLAKE2BASE2442	42"	24"	\$2038
	INLAKE2BASE2448	48"	24"	\$2038
	INLAKE2BASE2448	54"	24"	\$2038
	INLAKE2BASE2454	54"	24"	\$2038
	INLAKE2BASE2460	60"	24"	\$2038
	INLAKE2BASE2466	66"	24"	\$2038
 <p>2 Stage Height Adjustable Base Only For 30"D rectangular surfaces</p>	INLAKE2BASE3042	42"	30"	\$2038
	INLAKE2BASE3048	48"	30"	\$2038
	INLAKE2BASE3048	54"	30"	\$2038
	INLAKE2BASE3054	54"	30"	\$2038
	INLAKE2BASE3060	60"	30"	\$2038
	INLAKE2BASE3066	66"	30"	\$2038
 <p>2 Stage 90° Height Adjustable Base Only For 24"D surfaces</p>	IN90L2BS4860-22	48"	60"	\$3077
	IN90L2BS4872-22	48"	72"	\$3077
	IN90L2BS4872-22	60"	48"	\$3077
	IN90L2BS6048-22	60"	48"	\$3077
 <p>2 Stage 90° Height Adjustable Base Only For 30"D surfaces</p>	IN90L2BS4860-33	48"	60"	\$3077
	IN90L2BS4872-33	48"	72"	\$3077
	IN90L2BS4872-33	60"	48"	\$3077
	IN90L2BS6048-33	60"	48"	\$3077

## Freestanding Electric Height Adjustable Tables


2 Stage Base Only

### General information

- This freestanding electric height adjustable table has a lift capacity of 200lbs (includes worksurface)
- Includes a push button up/down handset
- Optional digital handset with four programmable settings (upcharge)
- **When using the height adjustable tables where storage is located below, the digital handset is required in order to program lowest to not interfere with storage**
- Height range is 28" to 48"; a total range of 20"
- Two stage base comes in black (335-Kettle Black), white (336-White Velvet) and gray (334-Steel Wool)
- Stretcher bars are included
- Battery Pack and Bluetooth add-on are only compatible with the 2 and 3 Stage Base Freestanding Electric Height Adjustable Tables

### Digital handset

For optional digital handset, add +\$81 to list price.

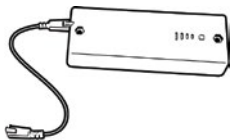
Description	Part number	Width	Depth	List/base
	IN120LK2BS42-22	42"	42"	\$3077
	IN120LK2BS48-22	48"	48"	\$3077

2 Stage 120° Height Adjustable Base Only  
For 24"D surfaces



	IN120LK2BS42-33	42"	42"	\$3077
	IN120LK2BS48-33	48"	48"	\$3077

2 Stage 120° Height Adjustable Base Only  
For 30"D surfaces

Description	Part number	Width	Depth	List/base
 <p>Electric Height Adjustable Table Battery Pack</p>	INLAKBATTPK	8 ¼"	3"	\$696

 <p>Electric Height Adjustable Table Bluetooth Add-on</p>	INLAKBTOOTH	2.36"	½"	\$108
--	-------------	-------	----	-------

## General information

- This freestanding electric height adjustable table has a lift capacity of 200lbs (includes worksurface)
- Includes a push button up/down handset
- Optional digital handset with four programmable settings (upcharge)
- **When using the height adjustable tables where storage is located below, the digital handset is required in order to program lowest to not interfere with storage**
- Height range is 25" to 50"; a total range of 25"
- Three stage base comes in black (335-Kettle Black), white (336-White Velvet) and gray (334-Steel Wool)
- Worksurface sizes are nominal. Surfaces are 1" less in the depth and 2" less in the width to provide gap between worksurface and panel to avoid pinch points
- Product codes include base and worksurface
- Stretcher bars are included
- When manually specifying worksurface in laminate, add suffix "-S" to the code
- 1 ¼" thick worksurfaces only

## Digital handset

For optional digital handset, add +\$81 to list price.



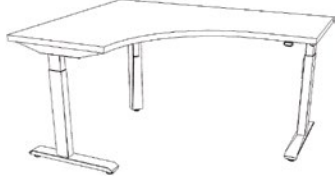

## Notes

In order to get a total cost on products when upcharges are present take the list price of the product number and add the upcharge cost shown to the list price. For example:

**Product INLAKE3S2442 in Nuform Woodgrain would be \$2394 +\$41**

**Product INLAKE3S2442 in Grade 1 Laminate would be \$2394 +\$125**

These tables receive a Systems discount
---

Description	Part number	Width	Depth	Laminate/ Nuform solid	Nuform woodgrain	Tapered edge	Grade 1 laminate
	INLAKE3S2442	42"	24"	\$2394	+\$41	+\$21	+\$125
	INLAKE3S2448	48"	24"	\$2452	+\$47	+\$23	+\$144
	INLAKE3S2454	54"	24"	\$2506	+\$54	+\$29	+\$167
	INLAKE3S2460	60"	24"	\$2562	+\$58	+\$32	+\$179
	INLAKE3S2466	66"	24"	\$2618	+\$63	+\$34	+\$194
	INLAKE3S2472	72"	24"	\$2675	+\$70	+\$35	+\$216
24"D Height Adjustable Table with 3 stage base							
	INLAKE3S3042	42"	30"	\$2493	+\$52	+\$28	+\$159
	INLAKE3S3048	48"	30"	\$2562	+\$58	+\$32	+\$179
	INLAKE3S3054	54"	30"	\$2632	+\$65	+\$33	+\$201
	INLAKE3S3060	60"	30"	\$2705	+\$72	+\$36	+\$224
	INLAKE3S3066	66"	30"	\$2752	+\$77	+\$40	+\$238
	INLAKE3S3072	72"	30"	\$2844	+\$87	+\$41	+\$266
30"D Height Adjustable Table with 3 stage base							
	IN90L34860-22	48"	60"	\$3922	+\$92	+\$46	+\$280
	IN90L34872-22	48"	72"	\$4102	+\$112	+\$47	+\$345
	IN90L36048-22	48"	60"	\$3922	+\$92	+\$46	+\$280
	IN90L37248-22	48"	72"	\$4102	+\$112	+\$47	+\$345
24"D 90° Height Adjustable Table with 3 stage base							
	IN90L34860-33	48"	60"	\$3922	+\$108	+\$53	+\$333
	IN90L34872-33	48"	72"	\$4102	+\$113	+\$58	+\$348
	IN90L36048-33	48"	60"	\$3922	+\$108	+\$53	+\$333
	IN90L37248-33	48"	72"	\$4102	+\$113	+\$58	+\$348
30"D 90° Height Adjustable Table with 3 stage base							

## Freestanding Electric Height Adjustable Tables

### 3 Stage Base

#### General information

- This freestanding electric height adjustable table has a lift capacity of 200lbs (includes worksurface)
- Includes a push button up/down handset
- Optional digital handset with four programmable settings (upcharge)
- **When using the height adjustable tables where storage is located below, the digital handset is required in order to program lowest to not interfere with storage**
- Height range is 25" to 50"; a total range of 25"
- Three stage base comes in black (335-Kettle Black), white (336-White Velvet) and gray (334-Steel Wool)
- Worksurface sizes are nominal. Surfaces are 1" less in the depth and 2" less in the width to provide gap between worksurface and panel to avoid pinch points
- Product codes include base and worksurface
- Stretcher bars are included
- When manually specifying worksurface of laminate or veneer add suffix "-S" to the code
- 1 ¼" thick worksurfaces only
- Battery Pack and Bluetooth add-on are only compatible with the 2 and 3 Stage Base Freestanding Electric Height Adjustable Tables

#### Digital handset

For optional digital handset, add +\$81 to list price.

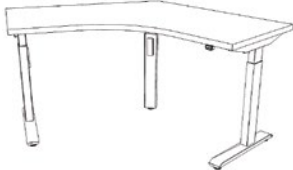
#### Notes

In order to get a total cost on products when upcharges are present take the list price of the product number and add the upcharge cost shown to the list price. For example:

**Product IN120L342-22 in Nuform Woodgrain would be \$3807 +\$78**

**Product IN120L342-22 in Grade 1 Laminate would be \$3807 +\$242**

**These tables receive a Systems discount**

Description	Part number	Width	Depth	Laminate/ Nuform solid	Nuform woodgrain	Tapered edge	Grade 1 laminate
	<b>IN120L342-22</b>	42"	24"	\$3807	+\$78	+\$41	+\$242
	<b>IN120L348-22</b>	48"	24"	\$3983	+\$98	+\$48	+\$299

24"D 120° Height Adjustable Table with 3 stage base




30"D 120° Height Adjustable Table with 3 stage base

	<b>IN120L342-33</b>	42"	30"	\$3846	+\$83	+\$41	+\$254
	<b>IN120L348-33</b>	48"	30"	\$4016	+\$99	+\$50	+\$302

Description	Part number	Width	Depth	List/base
	<b>INLAKBATTPK</b>	8 ¼"	3"	\$696

Electric Height Adjustable Table Battery Pack

	<b>INLAKBTOOTH</b>	2.36"	½"	\$108
---	--------------------	-------	----	-------

Electric Height Adjustable Table Bluetooth Add-on







## General information

- This freestanding electric height adjustable table has a lift capacity of 200lbs (includes worksurface)
- Includes a push button up/down handset
- Optional digital handset with four programmable settings (upcharge)
- **When using the height adjustable tables where storage is located below, the digital handset is required in order to program lowest to not interfere with storage**
- Height range is 25" to 50"; a total range of 25"
- Three stage base comes in black (335-Kettle Black), white (336-White Velvet) and gray (334-Steel Wool)
- Stretcher bars are included

## Digital handset

For optional digital handset, add +\$81 to list price.

Description	Part number	Width	Depth	List/base
 <p>3 Stage Height Adjustable Base Only For 24"D rectangular surfaces</p>	INLAKE3BASE2442	42"	24"	\$2187
	INLAKE3BASE2448	48"	24"	\$2187
	INLAKE3BASE2448	54"	24"	\$2187
	INLAKE3BASE2454	54"	24"	\$2187
	INLAKE3BASE2460	60"	24"	\$2187
	INLAKE3BASE2466	66"	24"	\$2187
 <p>3 Stage Height Adjustable Base Only For 30"D rectangular surfaces</p>	INLAKE3BASE3042	42"	30"	\$2187
	INLAKE3BASE3048	48"	30"	\$2187
	INLAKE3BASE3048	54"	30"	\$2187
	INLAKE3BASE3054	54"	30"	\$2187
	INLAKE3BASE3060	60"	30"	\$2187
	INLAKE3BASE3066	66"	30"	\$2187
 <p>3 Stage 90° Height Adjustable Base Only For 24"D surfaces</p>	IN90L3BS4860-22	48"	60"	\$3302
	IN90L3BS4872-22	48"	72"	\$3302
	IN90L3BS4872-22	60"	48"	\$3302
	IN90L3BS6048-22	60"	48"	\$3302
 <p>3 Stage 90° Height Adjustable Base Only For 30"D surfaces</p>	IN90L3BS4860-33	48"	60"	\$3302
	IN90L3BS4872-33	48"	72"	\$3302
	IN90L3BS4872-33	60"	48"	\$3302
	IN90L3BS6048-33	60"	48"	\$3302

## Freestanding Electric Height Adjustable Tables


3 Stage Base Only

### General information


- This freestanding electric height adjustable table has a lift capacity of 200lbs (includes worksurface)
- Includes a push button up/down handset
- Optional digital handset with four programmable settings (upcharge)
- **When using the height adjustable tables where storage is located below, the digital handset is required in order to program lowest to not interfere with storage**
- Height range is 25" to 50"; a total range of 25"
- Three stage base comes in black (335-Kettle Black), white (336-White Velvet) and gray (334-Steel Wool)
- Stretcher bars are included
- Battery Pack and Bluetooth add-on are only compatible with the 2 and 3 Stage Base Freestanding Electric Height Adjustable Tables

### Digital handset

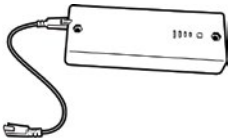
For optional digital handset, add +\$81 to list price.

Description	Part number	Width	Depth	List/base
	IN120LK3BS42-22	42"	42"	\$3302
	IN120LK3BS48-22	48"	48"	\$3302

3 Stage 120° Height Adjustable Base Only  
For 24"D surfaces

	IN120LK3BS42-33	42"	42"	\$3302
	IN120LK3BS48-33	48"	48"	\$3302

3 Stage 120° Height Adjustable Base Only  
For 30"D surfaces

Description	Part number	Width	Depth	List/base
 <p>Electric Height Adjustable Table Battery Pack</p>	INLAKBATTPK	8 ¼"	3"	\$696

 <p>Electric Height Adjustable Table Bluetooth Add-on</p>	INLAKBTOOTH	2.36"	½"	\$108
--	-------------	-------	----	-------

### General information

- Base comes in black (335-Kettle Black), white (336-White Velvet) and gray (334-Steel Wool)
- Worksurface sizes are nominal. Surfaces are 1" less in the depth and 2" less in the width to provide gap between worksurface and panel to avoid pinch points
- Product codes include base and worksurface
- Stretcher bars are included
- When manually specifying worksurface of laminate or veneer add suffix "-S" to the code
- 1 ¼" thick worksurfaces only


### Notes

In order to get a total cost on products when upcharges are present take the list price of the product number and add the upcharge cost shown to the list price. For example:

Product INLAKF2436 in Nuform Woodgrain would be \$1096 +\$38

Product INLAKF2436 in Grade 1 Laminate would be \$1096 +\$114

These tables receive a Systems discount

Description	Part number	Width	Depth	Laminate/ Nuform solid	Nuform woodgrain	Tapered edge	Grade 1 laminate
	INLAKF2436	36"	23"	\$1096	+\$38	+\$17	+\$114
	INLAKF2442	42"	23"	\$1114	+\$41	+\$21	+\$125
	INLAKF2448	48"	23"	\$1172	+\$47	+\$23	+\$144
	INLAKF2454	54"	23"	\$1227	+\$54	+\$29	+\$167
	INLAKF2460	60"	23"	\$1282	+\$58	+\$32	+\$179
	INLAKF2466	66"	23"	\$1337	+\$63	+\$34	+\$194
	INLAKF2472	72"	23"	\$1396	+\$70	+\$35	+\$216

#### 24"D Freestanding Fixed Height Table



INLAKF3036	36"	29"	\$1199	+\$48	+\$26	+\$148
INLAKF3042	42"	29"	\$1226	+\$52	+\$28	+\$159
INLAKF3042	48"	29"	\$1294	+\$58	+\$32	+\$179
INLAKF3048	48"	29"	\$1364	+\$65	+\$33	+\$201
INLAKF3054	54"	29"	\$1437	+\$72	+\$36	+\$224
INLAKF3060	60"	29"	\$1437	+\$77	+\$40	+\$238
INLAKF3066	66"	29"	\$1485	+\$77	+\$41	+\$266

#### 30"D Freestanding Fixed Height Table

## Freestanding Pneumatic Height Adjustable Tables

### General information

- This manual pneumatic height adjustable table has a lift capacity of 160lbs (includes worksurface)
- Height range is 27" to 47"; a total range of 20"
- Desks are structured with appropriate weight allotments dialed into the counterbalance mechanism; height adjustable mechanisms shall be installed with property structured tops as outlined below (included in code below)
- Tops are adjustable by a paddle in the front right of the worksurface
- Worksurface is adjusted via a unique counterbalance mechanism, adjustable by a paddle in the front right of the worksurface

- Silver and White base color option
- Product codes include base and worksurface
- Worksurfaces sizes are nominal
- Worksurfaces are ¾" less in width on both sides of worksurface to avoid pinch points (total 1½")
- 1" worksurfaces are not available in tapered edge
- Stretcher bars are required for unsupported worksurfaces of 54" width or wider
- **When manually specifying worksurface of laminate or veneer add suffix "-S" to the code**

### Notes

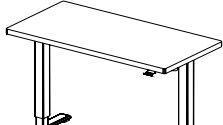
**In order to get a total cost on products when upcharges are present take the list price of the product number and add the upcharge cost shown to the list price. For example:**

**Product EGFTCB2448 in Nuform Woodgrain would be \$2418 +\$47**

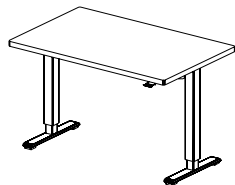
**Product EGFTCB2448 in Nuform Woodgrain with a 1" Straight Edge would be \$2418 +\$47 -\$46**

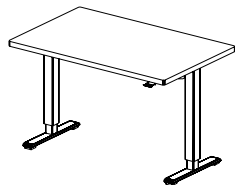
**Product EGFTCB2448 in Veneer would be \$2418 +\$754**

**These tables receive a Ergonomic discount**

Description	Part number	Width	Depth	1¼" Laminate/ Nuform solid	1" Nuform	Nuform woodgrain	Tapered edge	1½" Veneer
	<b>EGFTCB2448</b>	48"	24"	\$2418	-\$46	+\$47	+\$23	+\$754
	<b>EGFTCB2454</b>	54"	24"	\$2436	-\$53	+\$54	+\$29	+\$766
	<b>EGFTCB2460</b>	60"	24"	\$2452	-\$57	+\$58	+\$32	+\$796
	<b>EGFTCB2466</b>	66"	24"	\$2490	-\$62	+\$63	+\$34	+\$790
	<b>EGFTCB2472</b>	72"	24"	\$2507	-\$69	+\$70	+\$35	+\$800

24" D Freestanding Pneumatic Height Adjustable Tables



	<b>EGFTCB3048</b>	48"	30"	\$2500	-\$57	+\$58	+\$32	+\$850
	<b>EGFTCB3054</b>	54"	30"	\$2590	-\$63	+\$65	+\$33	+\$861
	<b>EGFTCB3060</b>	60"	30"	\$2616	-\$71	+\$72	+\$36	+\$868
	<b>EGFTCB3066</b>	66"	30"	\$2682	-\$76	+\$77	+\$40	+\$906
	<b>EGFTCB3072</b>	72"	30"	\$2710	-\$86	+\$87	+\$41	+\$885

30" D Freestanding Pneumatic Height Adjustable Tables

## General information

- Motus and Motus2 have a weight capacity of 6.5-17.6 lbs per arm and both have a 180° lockout feature.
- Motus Conversion converts a 75mm to 100mm VESA mount to attach to a 100mm x 200mm VESA monitor.
- Motus Heavy Weighted Plate is a weighted mount for when monitor weight does not meet minimum weight for monitor arm. Adds an additional 2.39lbs.
- Finishes are available in silver and white for Motus and Motus2 monitor arms.
- Nano Single and Nano Double have a weight capacity of 2.2-17.6 lbs per arm.
- Finishes are available in silver only for Nano Single and Nano Double monitor arms.

All monitor arms receive an Systems discount

Description	Part number	List price
 <p>Motus Single Monitor Arm Note: Monitor not included</p>	<b>INMA1</b>	\$542
 <p>Motus2 Double Monitor Arm Note: Monitor not included</p>	<b>INMA2</b>	\$971
 <p>Motus Conversion Monitor Conversion for Larger Screens</p>	<b>INMAC</b>	\$36
 <p>Motus Heavy Weighted Plate for Monitor Arm</p>	<b>INMAH</b>	\$56
 <p>Nano Single Monitor Arm Note: Monitor not included</p>	<b>INMAG1</b>	\$377
 <p>Nano Double Monitor Arm Note: Monitor not included</p>	<b>INMAG2</b>	\$588




### General information

- All keyboard solutions include keyboard platform, articulating arm, leatherette covered gel palm pads, mouse pad, mouse guards and cord management clips at no extra charge.

- Ultra keyboard platform is recommended for straight edge work surfaces, for left or right handed users, 21" glide track and 7" height adjustment. Lift and lock height range.

- Prime and Superior keyboard platforms are made of 100% post-consumer material, making them 100% recyclable. Prime has a 17" glide track and 6.25" height adjustment and 25" cut corner platform. The Superior has 21" glide track, 7" height adjustment. Both have a twist and lock knob to adjust height and angle.

All keyboard trays receive an Ergonomic discount

Description		Part number	List price
	Prime Small Keyboard Platform Note: keyboard and mouse are not included	<b>EGKBT1CC</b>	\$402
	Superior Larger Keyboard Platform Note: keyboard and mouse are not included	<b>EGKBT2CC</b>	\$512
	Ultra Keyboard Platform with Mousing Platform Note: keyboard and mouse are not included	<b>EGKBTU</b>	\$546

General information

Lux100

- Compact light weight LED task light
- Color temperature of 3000k
- 250 Lumens, CRI 80, 3W
- 11.8" reach
- Built in dimmer and 8 hour auto shut off
- Cord length 5'




Lux200

- Long reaching LED task light
- Color temperature of 3500K
- 356 Lumens, CRI 85, 6W, lamp life of 50,000
- 36" reach
- Built in dimmer and 8 hour auto shut off
- Cord length 7'
- 180° rotation at light source, 360° at base

Lux300

- Telescoping LED task light
- Color temperature of 3500K
- 350 Lumens, CRI 83, 6W
- 33" reach
- Cord length 12'
- 180° rotation at light source and arm, 360° rotation at base
- Occupancy Sensor

All task lighting receive an Ergonomic discount

Description	Part number	List price
 <p>Lux100 Light Weight Compact Task Lighting</p>	<b>EGLUX1</b>	\$256
 <p>Lux200 Two Arm Long Reach Task Lighting</p>	<b>EGLUX2</b>	\$476
 <p>Lux300 Telescoping Head and Arm with USB Port Task Lighting</p>	<b>EGLUX3</b>	\$704

**inscape**

67 Toll Road  
Holland Landing, Ontario  
L9N 1H2 Canada

T 905 836 7676  
F 905 836 6000

[inscapesolutions.com](http://inscapesolutions.com)

© Inscape Corporation 2016™

® trademarks of Inscape Corporation. Patents may be pending. Certain names, words, logos and graphics or designs contained herein are trademarks or service marks of Inscape Corporation.