



inscape

Ergonomics
Canadian Price List
April 2018

Contents

Freestanding Electric Height Adjustable Tables	003
+ 2 Stage Base	003
+ 2 Stage Base Only	005
+ 3 Stage Base	007
+ 3 Stage Base Only	009
Freestanding Fixed Height Tables	011
Freestanding Pneumatic Height Adjustable Tables	012
Monitor Arms	013
Keyboard Platforms	014
Task Lighting	015

Conditions of sale

Refer to the [Conditions of Sale](#) document on inscapesolutions.com.

General information

- This freestanding electric height adjustable table has a lift capacity of 200lbs (includes worksurface)
- Includes a push button up/down handset
- Optional digital handset with four programmable settings (upcharge)
- **When using the height adjustable tables where storage is located below, the digital handset is required in order to program lowest to not interfere with storage**
- Height range is 28" to 48"; a total range of 20"
- Two stage base comes in black (335-Kettle Black), white (336-White Velvet) and gray (334-Steel Wool)
- Worksurface sizes are nominal. Surfaces are 1" less in the depth and 2" less in the width to provide gap between worksurface and panel to avoid pinch points
- Product codes include base and worksurface
- Stretcher bars are included
- When manually specifying worksurface in laminate, add suffix "-S" to the code
- 1 ¼" thick worksurfaces only

Digital handset

For optional digital handset, add +\$81 to list price.



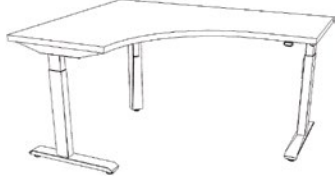

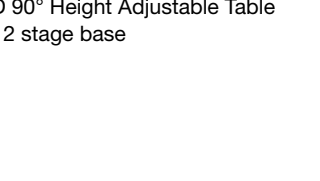
Notes

In order to get a total cost on products when upcharges are present take the list price of the product number and add the upcharge cost shown to the list price. For example:

Product INLAKE2S2442 in Nuform Woodgrain would be \$2258 +\$41

Product INLAKE2S2442 in Grade 1 Laminate would be \$2258 +\$125

These tables receive a Systems discount

Description	Part number	Width	Depth	Laminate/ Nuform solid	Nuform woodgrain	Tapered edge	Grade 1 laminate
 <p>24"D Height Adjustable Table with 2 stage base</p>	INLAKE2S2442	42"	24"	\$2258	+\$41	+\$21	+\$125
	INLAKE2S2448	48"	24"	\$2315	+\$47	+\$23	+\$144
	INLAKE2S2454	54"	24"	\$2370	+\$54	+\$29	+\$167
	INLAKE2S2460	60"	24"	\$2426	+\$58	+\$32	+\$179
	INLAKE2S2466	66"	24"	\$2481	+\$63	+\$34	+\$194
	INLAKE2S2472	72"	24"	\$2540	+\$70	+\$35	+\$216
 <p>30"D Height Adjustable Table with 2 stage base</p>	INLAKE2S3042	42"	30"	\$2357	+\$52	+\$28	+\$159
	INLAKE2S3048	48"	30"	\$2426	+\$58	+\$32	+\$179
	INLAKE2S3054	54"	30"	\$2495	+\$65	+\$33	+\$201
	INLAKE2S3060	60"	30"	\$2568	+\$72	+\$36	+\$224
	INLAKE2S3066	66"	30"	\$2616	+\$77	+\$40	+\$238
	INLAKE2S3072	72"	30"	\$2708	+\$87	+\$41	+\$266
 <p>30"D 90° Height Adjustable Table with 2 stage base</p>	IN90L24860-22	48"	60"	\$3717	+\$92	+\$46	+\$280
	IN90L24872-22	48"	72"	\$3897	+\$112	+\$47	+\$345
	IN90L26048-22	60"	48"	\$3717	+\$92	+\$46	+\$280
	IN90L27248-22	72"	48"	\$3897	+\$112	+\$47	+\$345
 <p>24"D 90° Height Adjustable Table with 2 stage base</p>	IN90L24860-33	48"	60"	\$3717	+\$108	+\$53	+\$333
	IN90L24872-33	48"	72"	\$3897	+\$113	+\$58	+\$348
	IN90L26048-33	60"	48"	\$3717	+\$108	+\$53	+\$333
	IN90L27248-33	72"	48"	\$3897	+\$113	+\$58	+\$348
 <p>30"D 90° Height Adjustable Table with 2 stage base</p>							

Freestanding Electric Height Adjustable Tables

2 Stage Base

General information

- This freestanding electric height adjustable table has a lift capacity of 200lbs (includes worksurface)
- Includes a push button up/down handset
- Optional digital handset with four programmable settings (upcharge)
- **When using the height adjustable tables where storage is located below, the digital handset is required in order to program lowest to not interfere with storage**
- Height range is 28" to 48"; a total range of 20"
- Two stage base comes in black (335-Kettle Black), white (336-White Velvet) and gray (334-Steel Wool)
- Worksurface sizes are nominal. Surfaces are 1" less in the depth and 2" less in the width to provide gap between worksurface and panel to avoid pinch points
- Product codes include base and worksurface
- Stretcher bars are included
- When manually specifying worksurface in laminate, add suffix "-S" to the code
- 1 ¼" thick worksurfaces only
- Battery Pack and Bluetooth add-on are only compatible with the 2 and 3 Stage Base Freestanding Electric Height Adjustable Tables

Digital handset

For optional digital handset, add +\$81 to list price.

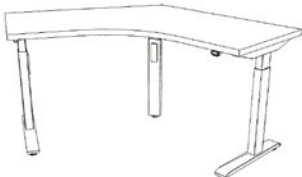
Notes

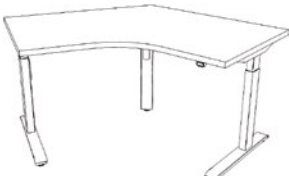
In order to get a total cost on products when upcharges are present take the list price of the product number and add the upcharge cost shown to the list price. For example:

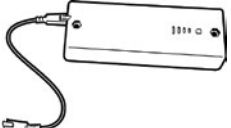
Product IN120L242-22 in Nuform Woodgrain would be \$3603 +\$78

Product IN120L242-22 in Grade 1 Laminate would be \$3603 +\$242

These tables receive a Systems discount

Description	Part number	Width	Depth	Laminate/ Nuform solid	Nuform woodgrain	Tapered edge	Grade 1 laminate
	IN120L242-22	42"	42"	\$3603	+\$78	+\$41	+\$242
	IN120L248-22	48"	48"	\$3778	+\$98	+\$48	+\$299
24"D 120° Height Adjustable Table with 2 stage base							

	IN120L242-33	42"	42"	\$3641	+\$83	+\$41	+\$254
	IN120L248-33	48"	48"	\$3810	+\$99	+\$50	+\$302
30"D 120° Height Adjustable Table with 2 stage base							

Description	Part number	Width	Depth	List/base
	INLAKBATTPK	8 ¼"	3"	\$696
Electric Height Adjustable Table Battery Pack				

	INLAKBTOOTH	2.36"	½"	\$108
Electric Height Adjustable Table Bluetooth Add-on				





General information

- This freestanding electric height adjustable table has a lift capacity of 200lbs (includes worksurface)
- Includes a push button up/down handset
- Optional digital handset with four programmable settings (upcharge)
- **When using the height adjustable tables where storage is located below, the digital handset is required in order to program lowest to not interfere with storage**
- Height range is 28" to 48"; a total range of 20"
- Two stage base comes in black (335-Kettle Black), white (336-White Velvet) and gray (334-Steel Wool)
- Stretcher bars are included

Digital handset

For optional digital handset, add +\$81 to list price.

These tables receive a Systems discount

Description	Part number	Width	Depth	List/base
 <p>2 Stage Height Adjustable Base Only For 24"D rectangular surfaces</p>	INLAKE2BASE2442	42"	24"	\$2038
	INLAKE2BASE2448	48"	24"	\$2038
	INLAKE2BASE2448	54"	24"	\$2038
	INLAKE2BASE2454	54"	24"	\$2038
	INLAKE2BASE2460	60"	24"	\$2038
	INLAKE2BASE2466	66"	24"	\$2038
 <p>2 Stage Height Adjustable Base Only For 30"D rectangular surfaces</p>	INLAKE2BASE3042	42"	30"	\$2038
	INLAKE2BASE3048	48"	30"	\$2038
	INLAKE2BASE3048	54"	30"	\$2038
	INLAKE2BASE3054	54"	30"	\$2038
	INLAKE2BASE3060	60"	30"	\$2038
	INLAKE2BASE3066	66"	30"	\$2038
 <p>2 Stage 90° Height Adjustable Base Only For 24"D surfaces</p>	IN90L2BS4860-22	48"	60"	\$3077
	IN90L2BS4872-22	48"	72"	\$3077
	IN90L2BS4872-22	60"	48"	\$3077
	IN90L2BS6048-22	60"	48"	\$3077
 <p>2 Stage 90° Height Adjustable Base Only For 30"D surfaces</p>	IN90L2BS4860-33	48"	60"	\$3077
	IN90L2BS4872-33	48"	72"	\$3077
	IN90L2BS4872-33	60"	48"	\$3077
	IN90L2BS6048-33	60"	48"	\$3077

Freestanding Electric Height Adjustable Tables

2 Stage Base Only


General information

- This freestanding electric height adjustable table has a lift capacity of 200lbs (includes worksurface)
- Includes a push button up/down handset
- Optional digital handset with four programmable settings (upcharge)
- **When using the height adjustable tables where storage is located below, the digital handset is required in order to program lowest to not interfere with storage**
- Height range is 28" to 48"; a total range of 20"
- Two stage base comes in black (335-Kettle Black), white (336-White Velvet) and gray (334-Steel Wool)
- Stretcher bars are included
- Battery Pack and Bluetooth add-on are only compatible with the 2 and 3 Stage Base Freestanding Electric Height Adjustable Tables

Digital handset


For optional digital handset, add +\$81 to list price.

These tables receive a Systems discount

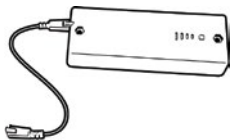
Description	Part number	Width	Depth	List/base
	IN120LK2BS42-22	42"	42"	\$3077
	IN120LK2BS48-22	48"	48"	\$3077

2 Stage 120° Height Adjustable Base Only
For 24"D surfaces



	IN120LK2BS42-33	42"	42"	\$3077
	IN120LK2BS48-33	48"	48"	\$3077

2 Stage 120° Height Adjustable Base Only
For 30"D surfaces

Description	Part number	Width	Depth	List/base
 <p>Electric Height Adjustable Table Battery Pack</p>	INLAKBATTPK	8 ¼"	3"	\$696

 <p>Electric Height Adjustable Table Bluetooth Add-on</p>	INLAKBTOOTH	2.36"	½"	\$108
--------------------------------------------------------------------------------------------------------------------------------------------------	-------------	-------	----	-------

General information

- This freestanding electric height adjustable table has a lift capacity of 220lbs (includes worksurface)
- Includes a push button up/down handset
- Optional digital handset with four programmable settings (upcharge)
- **When using the height adjustable tables where storage is located below, the digital handset is required in order to program lowest to not interfere with storage**
- Height range is 22.2" to 49.3"; a total range of 27.1"
- Three stage base comes in black (335-Kettle Black), white (336-White Velvet) and gray (334-Steel Wool)
- Worksurface sizes are nominal. Surfaces are 1" less in the depth and 2" less in the width to provide gap between worksurface and panel to avoid pinch points
- Product codes include base and worksurface
- Stretcher bars are included
- When manually specifying worksurface in laminate, add suffix "-S" to the code
- 1 ¼" thick worksurfaces only

Digital handset

For optional digital handset, add +\$81 to list price.



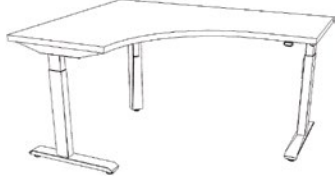

Notes

In order to get a total cost on products when upcharges are present take the list price of the product number and add the upcharge cost shown to the list price. For example:

Product INLAKE3S2442 in Nuform Woodgrain would be \$2394 +\$41

Product INLAKE3S2442 in Grade 1 Laminate would be \$2394 +\$125

These tables receive a Systems discount

Description	Part number	Width	Depth	Laminate/ Nuform solid	Nuform woodgrain	Tapered edge	Grade 1 laminate
	INLAKE3S2442	42"	24"	\$2394	+\$41	+\$21	+\$125
	INLAKE3S2448	48"	24"	\$2452	+\$47	+\$23	+\$144
	INLAKE3S2454	54"	24"	\$2506	+\$54	+\$29	+\$167
	INLAKE3S2460	60"	24"	\$2562	+\$58	+\$32	+\$179
	INLAKE3S2466	66"	24"	\$2618	+\$63	+\$34	+\$194
	INLAKE3S2472	72"	24"	\$2675	+\$70	+\$35	+\$216
24"D Height Adjustable Table with 3 stage base							
	INLAKE3S3042	42"	30"	\$2493	+\$52	+\$28	+\$159
	INLAKE3S3048	48"	30"	\$2562	+\$58	+\$32	+\$179
	INLAKE3S3054	54"	30"	\$2632	+\$65	+\$33	+\$201
	INLAKE3S3060	60"	30"	\$2705	+\$72	+\$36	+\$224
	INLAKE3S3066	66"	30"	\$2752	+\$77	+\$40	+\$238
	INLAKE3S3072	72"	30"	\$2844	+\$87	+\$41	+\$266
30"D Height Adjustable Table with 3 stage base							
	IN90L34860-22	48"	60"	\$3922	+\$92	+\$46	+\$280
	IN90L34872-22	48"	72"	\$4102	+\$112	+\$47	+\$345
	IN90L36048-22	48"	60"	\$3922	+\$92	+\$46	+\$280
	IN90L37248-22	48"	72"	\$4102	+\$112	+\$47	+\$345
24"D 90° Height Adjustable Table with 3 stage base							
	IN90L34860-33	48"	60"	\$3922	+\$108	+\$53	+\$333
	IN90L34872-33	48"	72"	\$4102	+\$113	+\$58	+\$348
	IN90L36048-33	48"	60"	\$3922	+\$108	+\$53	+\$333
	IN90L37248-33	48"	72"	\$4102	+\$113	+\$58	+\$348
30"D 90° Height Adjustable Table with 3 stage base							

Freestanding Electric Height Adjustable Tables

3 Stage Base

General information

- This freestanding electric height adjustable table has a lift capacity of 220lbs (includes worksurface)
- Includes a push button up/down handset
- Optional digital handset with four programmable settings (upcharge)
- **When using the height adjustable tables where storage is located below, the digital handset is required in order to program lowest to not interfere with storage**
- Height range is 22.2" to 49.3"; a total range of 27.1"
- Three stage base comes in black (335-Kettle Black), white (336-White Velvet) and gray (334-Steel Wool)
- Worksurface sizes are nominal. Surfaces are 1" less in the depth and 2" less in the width to provide gap between worksurface and panel to avoid pinch points
- Product codes include base and worksurface
- Stretcher bars are included
- When manually specifying worksurface of laminate or veneer add suffix "-S" to the code
- 1 ¼" thick worksurfaces only
- Battery Pack and Bluetooth add-on are only compatible with the 2 and 3 Stage Base Freestanding Electric Height Adjustable Tables

Digital handset

For optional digital handset, add +\$81 to list price.

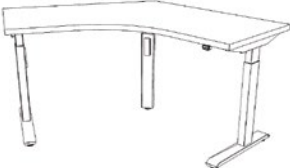
Notes

In order to get a total cost on products when upcharges are present take the list price of the product number and add the upcharge cost shown to the list price. For example:

Product IN120L342-22 in Nuform Woodgrain would be \$3807 +\$78

Product IN120L342-22 in Grade 1 Laminate would be \$3807 +\$242

These tables receive a Systems discount

Description	Part number	Width	Depth	Laminate/ Nuform solid	Nuform woodgrain	Tapered edge	Grade 1 laminate
	IN120L342-22	42"	24"	\$3807	+\$78	+\$41	+\$242
	IN120L348-22	48"	24"	\$3983	+\$98	+\$48	+\$299

24"D 120° Height Adjustable Table with 3 stage base




30"D 120° Height Adjustable Table with 3 stage base

	IN120L342-33	42"	30"	\$3846	+\$83	+\$41	+\$254
	IN120L348-33	48"	30"	\$4016	+\$99	+\$50	+\$302

Description	Part number	Width	Depth	List/base
	INLAKBATTPK	8 ¼"	3"	\$696

Electric Height Adjustable Table Battery Pack

	INLAKBTOOTH	2.36"	½"	\$108
-------------------------------------------------------------------------------------	--------------------	-------	----	-------

Electric Height Adjustable Table Bluetooth Add-on





General information

- This freestanding electric height adjustable table has a lift capacity of 220lbs (includes worksurface)
- Includes a push button up/down handset
- Optional digital handset with four programmable settings (upcharge)
- **When using the height adjustable tables where storage is located below, the digital handset is required in order to program lowest to not interfere with storage**
- Height range is 22.2" to 49.3"; a total range of 27.1"
- Three stage base comes in black (335-Kettle Black), white (336-White Velvet) and gray (334-Steel Wool)
- Stretcher bars are included

Digital handset

For optional digital handset, add +\$81 to list price.

These tables receive a Systems discount

Description	Part number	Width	Depth	List/base
 <p>3 Stage Height Adjustable Base Only For 24"D rectangular surfaces</p>	INLAKE3BASE2442	42"	24"	\$2187
	INLAKE3BASE2448	48"	24"	\$2187
	INLAKE3BASE2448	54"	24"	\$2187
	INLAKE3BASE2454	54"	24"	\$2187
	INLAKE3BASE2460	60"	24"	\$2187
	INLAKE3BASE2466	66"	24"	\$2187
 <p>3 Stage Height Adjustable Base Only For 30"D rectangular surfaces</p>	INLAKE3BASE3042	42"	30"	\$2187
	INLAKE3BASE3048	48"	30"	\$2187
	INLAKE3BASE3048	54"	30"	\$2187
	INLAKE3BASE3054	54"	30"	\$2187
	INLAKE3BASE3060	60"	30"	\$2187
	INLAKE3BASE3066	66"	30"	\$2187
 <p>3 Stage 90° Height Adjustable Base Only For 24"D surfaces</p>	IN90L3BS4860-22	48"	60"	\$3302
	IN90L3BS4872-22	48"	72"	\$3302
	IN90L3BS4872-22	60"	48"	\$3302
	IN90L3BS6048-22	60"	48"	\$3302
 <p>3 Stage 90° Height Adjustable Base Only For 30"D surfaces</p>	IN90L3BS4860-33	48"	60"	\$3302
	IN90L3BS4872-33	48"	72"	\$3302
	IN90L3BS4872-33	60"	48"	\$3302
	IN90L3BS6048-33	60"	48"	\$3302

Freestanding Electric Height Adjustable Tables

3 Stage Base Only


General information

- This freestanding electric height adjustable table has a lift capacity of 220lbs (includes worksurface)
- Includes a push button up/down handset
- Optional digital handset with four programmable settings (upcharge)
- **When using the height adjustable tables where storage is located below, the digital handset is required in order to program lowest to not interfere with storage**
- Height range is 22.2" to 49.3"; a total range of 27.1"
- Three stage base comes in black (335-Kettle Black), white (336-White Velvet) and gray (334-Steel Wool)
- Stretcher bars are included
- Battery Pack and Bluetooth add-on are only compatible with the 2 and 3 Stage Base Freestanding Electric Height Adjustable Tables


Digital handset

For optional digital handset, add +\$81 to list price.

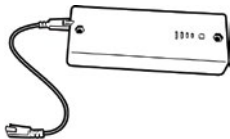
These tables receive a Systems discount

Description	Part number	Width	Depth	List/base
	IN120LK3BS42-22	42"	42"	\$3302
	IN120LK3BS48-22	48"	48"	\$3302

3 Stage 120° Height Adjustable Base Only
For 24"D surfaces

	IN120LK3BS42-33	42"	42"	\$3302
	IN120LK3BS48-33	48"	48"	\$3302

3 Stage 120° Height Adjustable Base Only
For 30"D surfaces

Description	Part number	Width	Depth	List/base
	INLAKBATTPK	8 ¼"	3"	\$696

Electric Height Adjustable Table
Battery Pack

	INLAKBTOOTH	2.36"	½"	\$108
-------------------------------------------------------------------------------------	-------------	-------	----	-------

Electric Height Adjustable Table
Bluetooth Add-on

General information

- The legs are available in all standard paint colours.
- Worksurface sizes are nominal. Surfaces are 1" less in the depth and 2" less in the width to provide gap between worksurface and panel to avoid pinch points
- Product codes include base and worksurface
- Stretcher bars are included
- When manually specifying worksurface of laminate or veneer add suffix "-S" to the code
- 1 ¼" thick worksurfaces only


Notes

In order to get a total cost on products when upcharges are present take the list price of the product number and add the upcharge cost shown to the list price. For example:

Product INLAKF2436 in Nuform Woodgrain would be \$1096 +\$38


Product INLAKF2436 in Grade 1 Laminate and an Accent Paint on the base would be \$1096 +\$114 +\$111

These tables receive a Systems discount

Description	Part number	Width	Depth	Laminate/ Nuform solid	Nuform woodgrain	Tapered edge	Grade 1 laminate	Accent paint
	INLAKF2436	36"	23"	\$1096	+\$38	+\$17	+\$114	+\$111
	INLAKF2442	42"	23"	\$1114	+\$41	+\$21	+\$125	+\$112
	INLAKF2448	48"	23"	\$1172	+\$47	+\$23	+\$144	+\$118
	INLAKF2454	54"	23"	\$1227	+\$54	+\$29	+\$167	+\$124
	INLAKF2460	60"	23"	\$1282	+\$58	+\$32	+\$179	+\$129
	INLAKF2466	66"	23"	\$1337	+\$63	+\$34	+\$194	+\$135
	INLAKF2472	72"	23"	\$1396	+\$70	+\$35	+\$216	+\$141

24"D Freestanding Fixed Height Table



	INLAKF3036	36"	29"	\$1199	+\$48	+\$26	+\$148	+\$120
	INLAKF3042	42"	29"	\$1226	+\$52	+\$28	+\$159	+\$124
	INLAKF3048	48"	29"	\$1294	+\$58	+\$32	+\$179	+\$130
	INLAKF3054	54"	29"	\$1364	+\$65	+\$33	+\$201	+\$137
	INLAKF3060	60"	29"	\$1437	+\$72	+\$36	+\$224	+\$144
	INLAKF3066	66"	29"	\$1485	+\$77	+\$40	+\$238	+\$149
	INLAKF3072	72"	29"	\$1576	+\$87	+\$41	+\$266	+\$159

30"D Freestanding Fixed Height Table

Freestanding Pneumatic Height Adjustable Tables

General information

- This manual pneumatic height adjustable table has a lift capacity of 160lbs (includes worksurface)
- Height range is 27" to 47"; a total range of 20"
- Desks are structured with appropriate weight allotments dialed into the counterbalance mechanism; height adjustable mechanisms shall be installed with property structured tops as outlined below (included in code below)
- Tops are adjustable by a paddle in the front right of the worksurface
- Worksurface is adjusted via a unique counterbalance mechanism, adjustable by a paddle in the front right of the worksurface
- Silver and White base color option

- Product codes include base and worksurface
- Worksurfaces sizes are nominal
- Worksurfaces are 3/4" less in width on both sides of worksurface to avoid pinch points (total 1 1/2")
- 1" worksurfaces are not available in tapered edge
- Stretcher bars are required for unsupported worksurfaces of 54" width or wider
- **When manually specifying worksurface of laminate or veneer add suffix "-S" to the code**

Notes

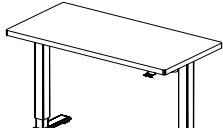
In order to get a total cost on products when upcharges are present take the list price of the product number and add the upcharge cost shown to the list price. For example:

Product EGFTCB2448 in Nuform Woodgrain would be \$2418 +\$47

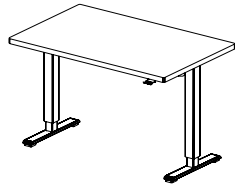
Product EGFTCB2448 in Nuform Woodgrain with a 1" Straight Edge would be \$2418 +\$47 -\$46
Product EGFTCB2448 in Grade 1 Laminate would be \$2418 +\$146

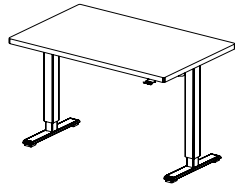
Product EGFTCB2448 in Veneer would be \$2418 +\$754

These tables receive a Ergonomic discount

Description	Part number	Width	Depth	1 1/4" Laminate/ Nuform solid	1" Nuform	Nuform woodgrain	Tapered edge	1 1/4" Grade 1 laminate	1 1/4" Veneer
	EGFTCB2448	48"	24"	\$2418	-\$46	+\$47	+\$23	+\$146	+\$754
	EGFTCB2454	54"	24"	\$2436	-\$53	+\$54	+\$29	+\$147	+\$766
	EGFTCB2460	60"	24"	\$2452	-\$57	+\$58	+\$32	+\$148	+\$796
	EGFTCB2466	66"	24"	\$2490	-\$62	+\$63	+\$34	+\$150	+\$790
	EGFTCB2472	72"	24"	\$2507	-\$69	+\$70	+\$35	+\$152	+\$800

24" D Freestanding Pneumatic Height Adjustable Tables



	EGFTCB3048	48"	30"	\$2500	-\$57	+\$58	+\$32	+\$150	+\$850
	EGFTCB3054	54"	30"	\$2590	-\$63	+\$65	+\$33	+\$156	+\$861
	EGFTCB3060	60"	30"	\$2616	-\$71	+\$72	+\$36	+\$158	+\$868
	EGFTCB3066	66"	30"	\$2682	-\$76	+\$77	+\$40	+\$162	+\$906
	EGFTCB3072	72"	30"	\$2710	-\$86	+\$87	+\$41	+\$164	+\$885

30" D Freestanding Pneumatic Height Adjustable Tables

General information

- Motus and Motus2 have a weight capacity of 6.5-17.6 lbs per arm and both have a 180° lockout feature.
- Motus Conversion converts a 75mm to 100mm VESA mount to attach to a 100mm x 200mm VESA monitor.

- Motus Heavy Weighted Plate is a weighted mount for when monitor weight does not meet minimum weight for monitor arm. Adds an additional 2.39lbs.
- Finishes are available in silver and white for Motus and Motus2 monitor arms.

- Nano Single and Nano Double have a weight capacity of 2.2-17.6 lbs per arm.
- Finishes are available in silver only for Nano Single and Nano Double monitor arms.

All monitor arms receive an Systems discount

Description		Part number	List price
	Motus Single Monitor Arm Note: Monitor not included	INMA1	\$542
	Motus2 Double Monitor Arm Note: Monitor not included	INMA2	\$971
	Motus Conversion Monitor Conversion for Larger Screens	INMAC	\$36
	Motus Heavy Weighted Plate for Monitor Arm	INMAH	\$56
	Nano Single Monitor Arm Note: Monitor not included	INMAG1	\$377
	Nano Double Monitor Arm Note: Monitor not included	INMAG2	\$588




General information

- All keyboard solutions include keyboard platform, articulating arm, leatherette covered gel palm pads, mouse pad, mouse guards and cord management clips at no extra charge.

- Ultra keyboard platform is recommended for straight edge work surfaces, for left or right handed users, 21" glide track and 7" height adjustment. Lift and lock height range.

- Prime and Superior keyboard platforms are made of 100% post-consumer material, making them 100% recyclable. Prime has a 17" glide track and 6.25" height adjustment and 25" cut corner platform. The Superior has 21" glide track, 7" height adjustment. Both have a twist and lock knob to adjust height and angle.

All keyboard trays receive an Ergonomic discount

Description		Part number	List price
	Prime Small Keyboard Platform Note: keyboard and mouse are not included	EGKBT1CC	\$402
	Superior Larger Keyboard Platform Note: keyboard and mouse are not included	EGKBT2CC	\$512
	Ultra Keyboard Platform with Mousing Platform Note: keyboard and mouse are not included	EGKBTU	\$546

General information

Lux100

- Compact light weight LED task light
- Color temperature of 3000k
- 250 Lumens, CRI 80, 3W
- 11.8" reach
- Built in dimmer and 8 hour auto shut off
- Cord length 5'




Lux200

- Long reaching LED task light
- Color temperature of 3500K
- 356 Lumens, CRI 85, 6W, lamp life of 50,000
- 36" reach
- Built in dimmer and 8 hour auto shut off
- Cord length 7'
- 180° rotation at light source, 360° at base

Lux300

- Telescoping LED task light
- Color temperature of 3500K
- 350 Lumens, CRI 83, 6W
- 33" reach
- Cord length 12'
- 180° rotation at light source and arm, 360° rotation at base
- Occupancy Sensor

All task lighting receive an Ergonomic discount

Description	Part number	List price
 <p>Lux100 Light Weight Compact Task Lighting</p>	EGLUX1	\$256
 <p>Lux200 Two Arm Long Reach Task Lighting</p>	EGLUX2	\$476
 <p>Lux300 Telescoping Head and Arm with USB Port Task Lighting</p>	EGLUX3	\$704

inscape

67 Toll Road
Holland Landing, Ontario
L9N 1H2 Canada

T 905 836 7676
F 905 836 6000

inscapesolutions.com

© Inscape Corporation 2016™

® trademarks of Inscape Corporation. Patents may be pending. Certain names, words, logos and graphics or designs contained herein are trademarks or service marks of Inscape Corporation.