

inscape



Ergonomics
US Price List
April 2018

Contents

| | |
|--|------------|
| Freestanding Electric Height Adjustable Tables | 003 |
| + 2 Stage Base | 003 |
| + 2 Stage Base Only | 005 |
| + 3 Stage Base | 007 |
| + 3 Stage Base Only | 009 |
| Freestanding Fixed Height Tables | 011 |
| Freestanding Pneumatic Height Adjustable Tables | 012 |
| Monitor Arms | 013 |
| Keyboard Platforms | 014 |
| Task Lighting | 015 |

Conditions of sale

Refer to the [Conditions of Sale](#) document on inscapesolutions.com.

General information

- This freestanding electric height adjustable table has a lift capacity of 200lbs (includes worksurface)
- Includes a push button up/down handset
- Optional digital handset with four programmable settings (upcharge)
- **When using the height adjustable tables where storage is located below, the digital handset is required in order to program lowest to not interfere with storage**
- Height range is 28" to 48"; a total range of 20"
- Two stage base comes in black (335-Kettle Black), white (336-White Velvet) and gray (334-Steel Wool)
- Worksurface sizes are nominal. Surfaces are 1" less in the depth and 2" less in the width to provide gap between worksurface and panel to avoid pinch points
- Product codes include base and worksurface
- Stretcher bars are included
- When manually specifying worksurface in laminate, add suffix "-S" to the code
- 1 ¼" thick worksurfaces only

Digital handset

For optional digital handset, add +\$67 to list price.



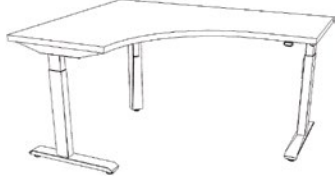

Notes

In order to get a total cost on products when upcharges are present take the list price of the product number and add the upcharge cost shown to the list price. For example:

Product INLAKE2S2442 in Nuform Woodgrain would be \$1881 +\$34

Product INLAKE2S2442 in Grade 1 Laminate would be \$1881 +\$104

These tables receive a Systems discount

| Description | Part number | Width | Depth | Laminate/ Nuform solid | Nuform woodgrain | Tapered edge | Grade 1 laminate |
|---|---------------|-------|-------|---------------------------|---------------------|--------------|---------------------|
|  | INLAKE2S2442 | 42" | 24" | \$1881 | +\$34 | +\$17 | +\$104 |
| | INLAKE2S2448 | 48" | 24" | \$1929 | +\$39 | +\$19 | +\$120 |
| | INLAKE2S2454 | 54" | 24" | \$1975 | +\$45 | +\$24 | +\$139 |
| | INLAKE2S2460 | 60" | 24" | \$2021 | +\$48 | +\$26 | +\$149 |
| | INLAKE2S2466 | 66" | 24" | \$2067 | +\$52 | +\$28 | +\$161 |
| | INLAKE2S2472 | 72" | 24" | \$2116 | +\$58 | +\$29 | +\$180 |
| 24"D Height Adjustable Table with 2 stage base | | | | | | | |
|  | INLAKE2S3042 | 42" | 30" | \$1964 | +\$43 | +\$23 | +\$132 |
| | INLAKE2S3048 | 48" | 30" | \$2021 | +\$48 | +\$26 | +\$149 |
| | INLAKE2S3054 | 54" | 30" | \$2079 | +\$54 | +\$27 | +\$167 |
| | INLAKE2S3060 | 60" | 30" | \$2140 | +\$60 | +\$30 | +\$186 |
| | INLAKE2S3066 | 66" | 30" | \$2180 | +\$64 | +\$33 | +\$198 |
| | INLAKE2S3072 | 72" | 30" | \$2256 | +\$72 | +\$34 | +\$221 |
| 30"D Height Adjustable Table with 2 stage base | | | | | | | |
|  | IN90L24860-22 | 48" | 60" | \$3097 | +\$76 | +\$38 | +\$233 |
| | IN90L24872-22 | 48" | 72" | \$3247 | +\$93 | +\$39 | +\$287 |
| | IN90L26048-22 | 60" | 48" | \$3097 | +\$76 | +\$38 | +\$233 |
| | IN90L27248-22 | 72" | 48" | \$3247 | +\$93 | +\$39 | +\$287 |
| 24"D 90° Height Adjustable Table with 2 stage base | | | | | | | |
|  | IN90L24860-33 | 48" | 60" | \$3097 | +\$90 | +\$44 | +\$277 |
| | IN90L24872-33 | 48" | 72" | \$3247 | +\$94 | +\$48 | +\$290 |
| | IN90L26048-33 | 60" | 48" | \$3097 | +\$90 | +\$44 | +\$277 |
| | IN90L27248-33 | 72" | 48" | \$3247 | +\$94 | +\$48 | +\$290 |
| 30"D 90° Height Adjustable Table with 2 stage base | | | | | | | |

Freestanding Electric Height Adjustable Tables

2 Stage Base

General information

- This freestanding electric height adjustable table has a lift capacity of 200lbs (includes worksurface)
- Includes a push button up/down handset
- Optional digital handset with four programmable settings (upcharge)
- **When using the height adjustable tables where storage is located below, the digital handset is required in order to program lowest to not interfere with storage**
- Height range is 28" to 48"; a total range of 20"
- Two stage base comes in black (335-Kettle Black), white (336-White Velvet) and gray (334-Steel Wool)
- Worksurface sizes are nominal. Surfaces are 1" less in the depth and 2" less in the width to provide gap between worksurface and panel to avoid pinch points
- Product codes include base and worksurface
- Stretcher bars are included
- When manually specifying worksurface in laminate, add suffix "-S" to the code
- 1 ¼" thick worksurfaces only
- Battery Pack and Bluetooth add-on are only compatible with the 2 and 3 Stage Base Freestanding Electric Height Adjustable Tables

Digital handset

For optional digital handset, add +\$67 to list price.

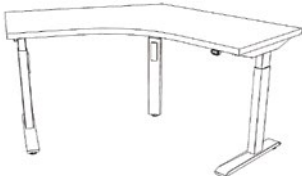
Notes

In order to get a total cost on products when upcharges are present take the list price of the product number and add the upcharge cost shown to the list price. For example:

Product IN120L242-22 in Nuform Woodgrain would be \$3002 +\$65

Product IN120L242-22 in Grade 1 Laminate would be \$3002 +\$201

These tables receive a Systems discount

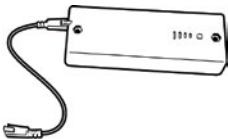
| Description | Part number | Width | Depth | Laminate/ Nuform solid | Nuform woodgrain | Tapered edge | Grade 1 laminate |
|--|---------------------|-------|-------|---------------------------|---------------------|--------------|---------------------|
|  | IN120L242-22 | 42" | 42" | \$3002 | +\$65 | +\$34 | +\$201 |
| | IN120L248-22 | 48" | 48" | \$3148 | +\$81 | +\$40 | +\$249 |

24"D 120° Height Adjustable Table with 2 stage base




30"D 120° Height Adjustable Table with 2 stage base

| | | | | | | | |
|---|---------------------|-----|-----|--------|-------|-------|--------|
|  | IN120L242-33 | 42" | 42" | \$3034 | +\$69 | +\$34 | +\$211 |
| | IN120L248-33 | 48" | 48" | \$3175 | +\$82 | +\$41 | +\$251 |

| Description | Part number | Width | Depth | List/base |
|---|--------------------|-------|-------|-----------|
|  | INLAKBATTPK | 8 ¼" | 3" | \$580 |

Electric Height Adjustable Table Battery Pack

| | | | | |
|---|--------------------|-------|----|------|
|  | INLAKBTOOTH | 2.36" | ½" | \$90 |
|---|--------------------|-------|----|------|

Electric Height Adjustable Table Bluetooth Add-on





General information

- This freestanding electric height adjustable table has a lift capacity of 200lbs (includes worksurface)
- Includes a push button up/down handset
- Optional digital handset with four programmable settings (upcharge)
- **When using the height adjustable tables where storage is located below, the digital handset is required in order to program lowest to not interfere with storage**
- Height range is 28" to 48"; a total range of 20"
- Two stage base comes in black (335-Kettle Black), white (336-White Velvet) and gray (334-Steel Wool)
- Stretcher bars are included

Digital handset

For optional digital handset, add +\$67 to list price.

These tables receive a Systems discount

| Description | Part number | Width | Depth | List/base |
|--|-----------------|-------|-------|-----------|
|  <p>2 Stage Height Adjustable Base Only For 24"D rectangular surfaces</p> | INLAKE2BASE2442 | 42" | 24" | \$1698 |
| | INLAKE2BASE2448 | 48" | 24" | \$1698 |
| | INLAKE2BASE2448 | 54" | 24" | \$1698 |
| | INLAKE2BASE2454 | 54" | 24" | \$1698 |
| | INLAKE2BASE2460 | 60" | 24" | \$1698 |
| | INLAKE2BASE2466 | 66" | 24" | \$1698 |
|  <p>2 Stage Height Adjustable Base Only For 30"D rectangular surfaces</p> | INLAKE2BASE3042 | 42" | 30" | \$1698 |
| | INLAKE2BASE3048 | 48" | 30" | \$1698 |
| | INLAKE2BASE3048 | 54" | 30" | \$1698 |
| | INLAKE2BASE3054 | 54" | 30" | \$1698 |
| | INLAKE2BASE3060 | 60" | 30" | \$1698 |
| | INLAKE2BASE3066 | 66" | 30" | \$1698 |
|  <p>2 Stage 90° Height Adjustable Base Only For 24"D surfaces</p> | IN90L2BS4860-22 | 48" | 60" | \$2564 |
| | IN90L2BS4872-22 | 48" | 72" | \$2564 |
| | IN90L2BS4872-22 | 60" | 48" | \$2564 |
| | IN90L2BS6048-22 | 60" | 48" | \$2564 |
|  <p>2 Stage 90° Height Adjustable Base Only For 30"D surfaces</p> | IN90L2BS4860-33 | 48" | 60" | \$2564 |
| | IN90L2BS4872-33 | 48" | 72" | \$2564 |
| | IN90L2BS4872-33 | 60" | 48" | \$2564 |
| | IN90L2BS6048-33 | 60" | 48" | \$2564 |

Freestanding Electric Height Adjustable Tables

2 Stage Base Only


General information

- This freestanding electric height adjustable table has a lift capacity of 200lbs (includes worksurface)
- Includes a push button up/down handset
- Optional digital handset with four programmable settings (upcharge)
- **When using the height adjustable tables where storage is located below, the digital handset is required in order to program lowest to not interfere with storage**
- Height range is 28" to 48"; a total range of 20"
- Two stage base comes in black (335-Kettle Black), white (336-White Velvet) and gray (334-Steel Wool)
- Stretcher bars are included
- Battery Pack and Bluetooth add-on are only compatible with the 2 and 3 Stage Base Freestanding Electric Height Adjustable Tables


Digital handset

For optional digital handset, add +\$67 to list price.

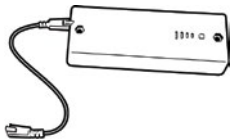
These tables receive a Systems discount

| Description | Part number | Width | Depth | List/base |
|---|-----------------|-------|-------|-----------|
|  | IN120LK2BS42-22 | 42" | 42" | \$2564 |
| | IN120LK2BS48-22 | 48" | 48" | \$2564 |

2 Stage 120° Height Adjustable Base Only
For 24"D surfaces

| | | | | |
|---|-----------------|-----|-----|--------|
|  | IN120LK2BS42-33 | 42" | 42" | \$2564 |
| | IN120LK2BS48-33 | 48" | 48" | \$2564 |

2 Stage 120° Height Adjustable Base Only
For 30"D surfaces

| Description | Part number | Width | Depth | List/base |
|---|-------------|-------|-------|-----------|
|  | INLAKBATTPK | 8 ¼" | 3" | \$580 |

Electric Height Adjustable Table
Battery Pack

| | | | | |
|---|-------------|-------|----|------|
|  | INLAKBTOOTH | 2.36" | ½" | \$90 |
|---|-------------|-------|----|------|

Electric Height Adjustable Table
Bluetooth Add-on

General information

- This freestanding electric height adjustable table has a lift capacity of 220lbs (includes worksurface)
- Includes a push button up/down handset
- Optional digital handset with four programmable settings (upcharge)
- **When using the height adjustable tables where storage is located below, the digital handset is required in order to program lowest to not interfere with storage**
- Height range is 22.2" to 49.3"; a total range of 27.1"
- Three stage base comes in black (335-Kettle Black), white (336-White Velvet) and gray (334-Steel Wool)
- Worksurface sizes are nominal. Surfaces are 1" less in the depth and 2" less in the width to provide gap between worksurface and panel to avoid pinch points
- Product codes include base and worksurface
- Stretcher bars are included
- When manually specifying worksurface in laminate, add suffix "-S" to the code
- 1 ¼" thick worksurfaces only

Digital handset

For optional digital handset, add +\$67 to list price.



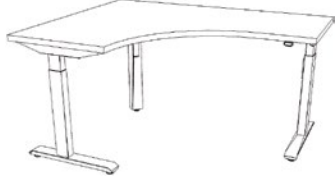

Notes

In order to get a total cost on products when upcharges are present take the list price of the product number and add the upcharge cost shown to the list price. For example:

Product INLAKE3S2442 in Nuform Woodgrain would be \$1995 +\$34

Product INLAKE3S2442 in Grade 1 Laminate would be \$1995 +\$104

| |
|---|
| These tables receive a Systems discount |
|---|

| Description | Part number | Width | Depth | Laminate/ Nuform solid | Nuform woodgrain | Tapered edge | Grade 1 laminate |
|---|---------------|-------|-------|---------------------------|---------------------|--------------|---------------------|
|  | INLAKE3S2442 | 42" | 24" | \$1995 | +\$34 | +\$17 | +\$104 |
| | INLAKE3S2448 | 48" | 24" | \$2043 | +\$39 | +\$19 | +\$120 |
| | INLAKE3S2454 | 54" | 24" | \$2088 | +\$45 | +\$24 | +\$139 |
| | INLAKE3S2460 | 60" | 24" | \$2135 | +\$48 | +\$26 | +\$149 |
| | INLAKE3S2466 | 66" | 24" | \$2181 | +\$52 | +\$28 | +\$161 |
| | INLAKE3S2472 | 72" | 24" | \$2229 | +\$58 | +\$29 | +\$180 |
| 24"D Height Adjustable Table with 3 stage base | | | | | | | |
|  | INLAKE3S3042 | 42" | 30" | \$2077 | +\$43 | +\$23 | +\$132 |
| | INLAKE3S3048 | 48" | 30" | \$2135 | +\$48 | +\$26 | +\$149 |
| | INLAKE3S3054 | 54" | 30" | \$2193 | +\$54 | +\$27 | +\$167 |
| | INLAKE3S3060 | 60" | 30" | \$2254 | +\$60 | +\$30 | +\$186 |
| | INLAKE3S3066 | 66" | 30" | \$2293 | +\$64 | +\$33 | +\$198 |
| | INLAKE3S3072 | 72" | 30" | \$2370 | +\$72 | +\$34 | +\$221 |
| 30"D Height Adjustable Table with 3 stage base | | | | | | | |
|  | IN90L34860-22 | 48" | 60" | \$3268 | +\$76 | +\$38 | +\$233 |
| | IN90L34872-22 | 48" | 72" | \$3418 | +\$93 | +\$39 | +\$287 |
| | IN90L36048-22 | 48" | 60" | \$3268 | +\$76 | +\$38 | +\$233 |
| | IN90L37248-22 | 48" | 72" | \$3418 | +\$93 | +\$39 | +\$287 |
| 24"D 90° Height Adjustable Table with 3 stage base | | | | | | | |
|  | IN90L34860-33 | 48" | 60" | \$3268 | +\$90 | +\$44 | +\$277 |
| | IN90L34872-33 | 48" | 72" | \$3418 | +\$94 | +\$48 | +\$290 |
| | IN90L36048-33 | 48" | 60" | \$3268 | +\$90 | +\$44 | +\$277 |
| | IN90L37248-33 | 48" | 72" | \$3418 | +\$94 | +\$48 | +\$290 |
| 30"D 90° Height Adjustable Table with 3 stage base | | | | | | | |

Freestanding Electric Height Adjustable Tables

3 Stage Base

General information

- This freestanding electric height adjustable table has a lift capacity of 220lbs (includes worksurface)
- Includes a push button up/down handset
- Optional digital handset with four programmable settings (upcharge)
- **When using the height adjustable tables where storage is located below, the digital handset is required in order to program lowest to not interfere with storage**
- Height range is 22.2" to 49.3"; a total range of 27.1"
- Three stage base comes in black (335-Kettle Black), white (336-White Velvet) and gray (334-Steel Wool)
- Worksurface sizes are nominal. Surfaces are 1" less in the depth and 2" less in the width to provide gap between worksurface and panel to avoid pinch points
- Product codes include base and worksurface
- Stretcher bars are included
- When manually specifying worksurface of laminate or veneer add suffix "-S" to the code
- 1 ¼" thick worksurfaces only
- Battery Pack and Bluetooth add-on are only compatible with the 2 and 3 Stage Base Freestanding Electric Height Adjustable Tables

Digital handset

For optional digital handset, add +\$67 to list price.

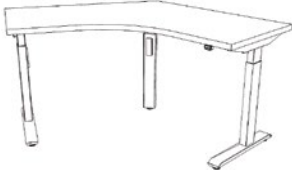
Notes

In order to get a total cost on products when upcharges are present take the list price of the product number and add the upcharge cost shown to the list price. For example:

Product IN120L342-22 in Nuform Woodgrain would be \$3172 +\$65

Product IN120L342-22 in Grade 1 Laminate would be \$3172 +\$201

These tables receive a Systems discount

| Description | Part number | Width | Depth | Laminate/ Nuform solid | Nuform woodgrain | Tapered edge | Grade 1 laminate |
|--|---------------------|-------|-------|---------------------------|---------------------|--------------|---------------------|
|  | IN120L342-22 | 42" | 24" | \$3172 | +\$65 | +\$34 | +\$201 |
| | IN120L348-22 | 48" | 24" | \$3319 | +\$81 | +\$40 | +\$249 |

24"D 120° Height Adjustable Table
with 3 stage base




30"D 120° Height Adjustable Table
with 3 stage base

| | | | | | | | |
|---|---------------------|-----|-----|--------|-------|-------|--------|
|  | IN120L342-33 | 42" | 30" | \$3205 | +\$69 | +\$34 | +\$211 |
| | IN120L348-33 | 48" | 30" | \$3346 | +\$82 | +\$41 | +\$251 |

| Description | Part number | Width | Depth | List/base |
|---|--------------------|-------|-------|-----------|
|  | INLAKBATTPK | 8 ¼" | 3" | \$580 |

Electric Height Adjustable Table
Battery Pack

| | | | | |
|---|--------------------|-------|----|------|
|  | INLAKBTOOTH | 2.36" | ½" | \$90 |
|---|--------------------|-------|----|------|

Electric Height Adjustable Table
Bluetooth Add-on





General information

- This freestanding electric height adjustable table has a lift capacity of 220lbs (includes worksurface)
- Includes a push button up/down handset
- Optional digital handset with four programmable settings (upcharge)
- **When using the height adjustable tables where storage is located below, the digital handset is required in order to program lowest to not interfere with storage**
- Height range is 22.2" to 49.3"; a total range of 27.1"
- Three stage base comes in black (335-Kettle Black), white (336-White Velvet) and gray (334-Steel Wool)
- Stretcher bars are included

Digital handset

For optional digital handset, add +\$67 to list price.

These tables receive a Systems discount

| Description | Part number | Width | Depth | List/base |
|--|-----------------|-------|-------|-----------|
|  <p>3 Stage Height Adjustable Base Only For 24"D rectangular surfaces</p> | INLAKE3BASE2442 | 42" | 24" | \$1822 |
| | INLAKE3BASE2448 | 48" | 24" | \$1822 |
| | INLAKE3BASE2448 | 54" | 24" | \$1822 |
| | INLAKE3BASE2454 | 54" | 24" | \$1822 |
| | INLAKE3BASE2460 | 60" | 24" | \$1822 |
| | INLAKE3BASE2466 | 66" | 24" | \$1822 |
|  <p>3 Stage Height Adjustable Base Only For 30"D rectangular surfaces</p> | INLAKE3BASE3042 | 42" | 30" | \$1822 |
| | INLAKE3BASE3048 | 48" | 30" | \$1822 |
| | INLAKE3BASE3048 | 54" | 30" | \$1822 |
| | INLAKE3BASE3054 | 54" | 30" | \$1822 |
| | INLAKE3BASE3060 | 60" | 30" | \$1822 |
| | INLAKE3BASE3066 | 66" | 30" | \$1822 |
|  <p>3 Stage 90° Height Adjustable Base Only For 24"D surfaces</p> | IN90L3BS4860-22 | 48" | 60" | \$2751 |
| | IN90L3BS4872-22 | 48" | 72" | \$2751 |
| | IN90L3BS4872-22 | 60" | 48" | \$2751 |
| | IN90L3BS6048-22 | 60" | 48" | \$2751 |
|  <p>3 Stage 90° Height Adjustable Base Only For 30"D surfaces</p> | IN90L3BS4860-33 | 48" | 60" | \$2751 |
| | IN90L3BS4872-33 | 48" | 72" | \$2751 |
| | IN90L3BS4872-33 | 60" | 48" | \$2751 |
| | IN90L3BS6048-33 | 60" | 48" | \$2751 |

Freestanding Electric Height Adjustable Tables

3 Stage Base Only


General information

- This freestanding electric height adjustable table has a lift capacity of 220lbs (includes worksurface)
- Includes a push button up/down handset
- Optional digital handset with four programmable settings (upcharge)
- **When using the height adjustable tables where storage is located below, the digital handset is required in order to program lowest to not interfere with storage**
- Height range is 22.2" to 49.3"; a total range of 27.1"
- Three stage base comes in black (335-Kettle Black), white (336-White Velvet) and gray (334-Steel Wool)
- Stretcher bars are included
- Battery Pack and Bluetooth add-on are only compatible with the 2 and 3 Stage Base Freestanding Electric Height Adjustable Tables

Digital handset

For optional digital handset, add +\$67 to list price.

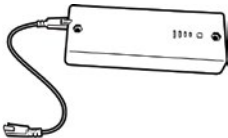
These tables receive a Systems discount

| Description | Part number | Width | Depth | List/base |
|---|-----------------|-------|-------|-----------|
|  | IN120LK3BS42-22 | 42" | 42" | \$2751 |
| | IN120LK3BS48-22 | 48" | 48" | \$2751 |

3 Stage 120° Height Adjustable Base Only
For 24"D surfaces

| | | | | |
|---|-----------------|-----|-----|--------|
|  | IN120LK3BS42-33 | 42" | 42" | \$2751 |
| | IN120LK3BS48-33 | 48" | 48" | \$2751 |

3 Stage 120° Height Adjustable Base Only
For 30"D surfaces

| Description | Part number | Width | Depth | List/base |
|--|-------------|-------|-------|-----------|
|  <p>Electric Height Adjustable Table Battery Pack</p> | INLAKBATTPK | 8 ¼" | 3" | \$580 |

| | | | | |
|--|-------------|-------|----|------|
|  <p>Electric Height Adjustable Table Bluetooth Add-on</p> | INLAKBTOOTH | 2.36" | ½" | \$90 |
|--|-------------|-------|----|------|

General information

- The legs are available in all standard paint colours.
- Worksurface sizes are nominal. Surfaces are 1" less in the depth and 2" less in the width to provide gap between worksurface and panel to avoid pinch points
- Product codes include base and worksurface
- Stretcher bars are included
- When manually specifying worksurface of laminate or veneer add suffix "-S" to the code
- 1 ¼" thick worksurfaces only


Notes

In order to get a total cost on products when upcharges are present take the list price of the product number and add the upcharge cost shown to the list price. For example:

Product INLAKF2436 in Nuform Woodgrain would be \$913 +\$31


Product INLAKF2436 in Grade 1 Laminate and an Accent Paint on the base would be \$913 +\$95 +\$92

These tables receive a Systems discount

| Description | Part number | Width | Depth | Laminate/ Nuform solid | Nuform woodgrain | Tapered edge | Grade 1 laminate | Accent paint |
|---|-------------|-------|-------|---------------------------|---------------------|-----------------|---------------------|-----------------|
|  | INLAKF2436 | 36" | 23" | \$913 | +\$31 | +\$14 | +\$95 | +\$92 |
| | INLAKF2442 | 42" | 23" | \$928 | +\$34 | +\$17 | +\$104 | +\$93 |
| | INLAKF2448 | 48" | 23" | \$976 | +\$39 | +\$19 | +\$120 | +\$98 |
| | INLAKF2454 | 54" | 23" | \$1022 | +\$45 | +\$24 | +\$139 | +\$103 |
| | INLAKF2460 | 60" | 23" | \$1068 | +\$48 | +\$26 | +\$149 | +\$107 |
| | INLAKF2466 | 66" | 23" | \$1114 | +\$52 | +\$28 | +\$161 | +\$112 |
| | INLAKF2472 | 72" | 23" | \$1163 | +\$58 | +\$29 | +\$180 | +\$117 |

24"D Freestanding Fixed Height Table



| | | | | | | | | |
|--|------------|-----|-----|--------|-------|-------|--------|--------|
|  | INLAKF3036 | 36" | 29" | \$999 | +\$40 | +\$21 | +\$123 | +\$100 |
| | INLAKF3042 | 42" | 29" | \$1021 | +\$43 | +\$23 | +\$132 | +\$103 |
| | INLAKF3048 | 48" | 29" | \$1078 | +\$48 | +\$26 | +\$149 | +\$108 |
| | INLAKF3054 | 54" | 29" | \$1136 | +\$54 | +\$27 | +\$167 | +\$114 |
| | INLAKF3060 | 60" | 29" | \$1197 | +\$60 | +\$30 | +\$186 | +\$120 |
| | INLAKF3066 | 66" | 29" | \$1237 | +\$64 | +\$33 | +\$198 | +\$124 |
| | INLAKF3072 | 72" | 29" | \$1313 | +\$72 | +\$34 | +\$221 | +\$132 |

30"D Freestanding Fixed Height Table

Freestanding Pneumatic Height Adjustable Tables

General information

- This manual pneumatic height adjustable table has a lift capacity of 160lbs (includes worksurface)
- Height range is 27" to 47"; a total range of 20"
- Desks are structured with appropriate weight allotments dialed into the counterbalance mechanism; height adjustable mechanisms shall be installed with property structured tops as outlined below (included in code below)
- Tops are adjustable by a paddle in the front right of the worksurface
- Worksurface is adjusted via a unique counterbalance mechanism, adjustable by a paddle in the front right of the worksurface
- Silver and White base color option

- Product codes include base and worksurface
- Worksurfaces sizes are nominal
- Worksurfaces are 3/4" less in width on both sides of worksurface to avoid pinch points (total 1 1/2")
- 1" worksurfaces are not available in tapered edge
- Stretcher bars are required for unsupported worksurfaces of 54" width or wider
- **When manually specifying worksurface of laminate or veneer add suffix "-S" to the code**

Notes

In order to get a total cost on products when upcharges are present take the list price of the product number and add the upcharge cost shown to the list price. For example:

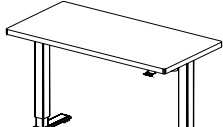
Product EGFTCB2448 in Nuform Woodgrain would be \$2015 +\$39

Product EGFTCB2448 in Nuform Woodgrain with a 1" Straight Edge would be \$2015 +\$39 -\$38

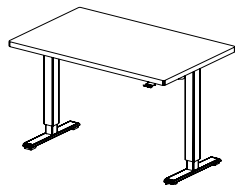
Product EGFTCB2448 in Grade 1 Laminate would be \$2015 +\$121

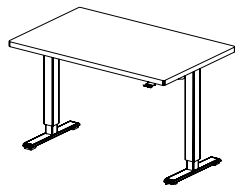
Product EGFTCB2448 in Veneer would be \$2015 +\$628

These tables receive a Ergonomic discount

| Description | Part number | Width | Depth | 1 1/4" Laminate/ Nuform solid | 1" Nuform | Nuform woodgrain | Tapered edge | 1 1/4" Grade 1 laminate | 1 1/4" Veneer |
|--|-------------------|-------|-------|----------------------------------|-----------|---------------------|-----------------|----------------------------|------------------|
|  | EGFTCB2448 | 48" | 24" | \$2015 | -\$38 | +\$39 | +\$19 | +\$121 | +\$628 |
| | EGFTCB2454 | 54" | 24" | \$2030 | -\$44 | +\$45 | +\$24 | +\$122 | +\$638 |
| | EGFTCB2460 | 60" | 24" | \$2043 | -\$47 | +\$48 | +\$26 | +\$123 | +\$663 |
| | EGFTCB2466 | 66" | 24" | \$2075 | -\$51 | +\$52 | +\$28 | +\$125 | +\$658 |
| | EGFTCB2472 | 72" | 24" | \$2089 | -\$57 | +\$58 | +\$29 | +\$126 | +\$666 |

24" D Freestanding Pneumatic Height Adjustable Tables



| | | | | | | | | | |
|---|-------------------|-----|-----|--------|-------|-------|-------|--------|--------|
|  | EGFTCB3048 | 48" | 30" | \$2083 | -\$47 | +\$48 | +\$26 | +\$125 | +\$708 |
| | EGFTCB3054 | 54" | 30" | \$2158 | -\$52 | +\$54 | +\$27 | +\$130 | +\$717 |
| | EGFTCB3060 | 60" | 30" | \$2180 | -\$59 | +\$60 | +\$30 | +\$131 | +\$723 |
| | EGFTCB3066 | 66" | 30" | \$2235 | -\$63 | +\$64 | +\$33 | +\$135 | +\$755 |
| | EGFTCB3072 | 72" | 30" | \$2258 | -\$71 | +\$72 | +\$34 | +\$136 | +\$737 |

30" D Freestanding Pneumatic Height Adjustable Tables

General information

- Motus and Motus2 have a weight capacity of 6.5-17.6 lbs per arm and both have a 180° lockout feature.
- Motus Conversion converts a 75mm to 100mm VESA mount to attach to a 100mm x 200mm VESA monitor.

- Motus Heavy Weighted Plate is a weighted mount for when monitor weight does not meet minimum weight for monitor arm. Adds an additional 2.39lbs.
- Finishes are available in silver and white for Motus and Motus2 monitor arms.

- Nano Single and Nano Double have a weight capacity of 2.2-17.6 lbs per arm.
- Finishes are available in silver only for Nano Single and Nano Double monitor arms.

All monitor arms receive an Systems discount

| Description | Part number | List price |
|--|---------------|------------|
|  <p>Motus Single Monitor Arm Note: Monitor not included</p> | INMA1 | \$451 |
|  <p>Motus2 Double Monitor Arm Note: Monitor not included</p> | INMA2 | \$809 |
|  <p>Motus Conversion Monitor Conversion for Larger Screens</p> | INMAC | \$30 |
|  <p>Motus Heavy Weighted Plate for Monitor Arm</p> | INMAH | \$46 |
|  <p>Nano Single Monitor Arm Note: Monitor not included</p> | INMAG1 | \$314 |
|  <p>Nano Double Monitor Arm Note: Monitor not included</p> | INMAG2 | \$490 |




General information

- All keyboard solutions include keyboard platform, articulating arm, leatherette covered gel palm pads, mouse pad, mouse guards and cord management clips at no extra charge.

- Ultra keyboard platform is recommended for straight edge work surfaces, for left or right handed users, 21" glide track and 7" height adjustment. Lift and lock height range.

- Prime and Superior keyboard platforms are made of 100% post-consumer material, making them 100% recyclable. Prime has a 17" glide track and 6.25" height adjustment and 25" cut corner platform. The Superior has 21" glide track, 7" height adjustment. Both have a twist and lock knob to adjust height and angle.

All keyboard trays receive an Ergonomic discount

| Description | | Part number | List price |
|--|--|-----------------|------------|
|  | Prime Small Keyboard Platform Note: keyboard and mouse are not included | EGKBT1CC | \$335 |
|  | Superior Larger Keyboard Platform Note: keyboard and mouse are not included | EGKBT2CC | \$426 |
|  | Ultra Keyboard Platform with Mousing Platform Note: keyboard and mouse are not included | EGKBTU | \$455 |

General information

Lux100

- Compact light weight LED task light
- Color temperature of 3000k
- 250 Lumens, CRI 80, 3W
- 11.8" reach
- Built in dimmer and 8 hour auto shut off
- Cord length 5'




Lux200

- Long reaching LED task light
- Color temperature of 3500K
- 356 Lumens, CRI 85, 6W, lamp life of 50,000
- 36" reach
- Built in dimmer and 8 hour auto shut off
- Cord length 7'
- 180° rotation at light source, 360° at base

Lux300

- Telescoping LED task light
- Color temperature of 3500K
- 350 Lumens, CRI 83, 6W
- 33" reach
- Cord length 12'
- 180° rotation at light source and arm, 360° rotation at base
- Occupancy Sensor

All task lighting receive an Ergonomic discount

| Description | Part number | List price |
|--|---------------|------------|
|  <p>Lux100 Light Weight Compact Task Lighting</p> | EGLUX1 | \$213 |
|  <p>Lux200 Two Arm Long Reach Task Lighting</p> | EGLUX2 | \$396 |
|  <p>Lux300 Telescoping Head and Arm with USB Port Task Lighting</p> | EGLUX3 | \$586 |

inscape

67 Toll Road
Holland Landing, Ontario
L9N 1H2 Canada

T 905 836 7676
F 905 836 6000

inscapesolutions.com

© Inscape Corporation 2016™

® trademarks of Inscape Corporation. Patents may be pending. Certain names, words, logos and graphics or designs contained herein are trademarks or service marks of Inscape Corporation.