



# Contents

<b>Freestanding Electric Height Adjustable Tables</b>	<b>003</b>
+ 2 Stage Base	003
+ 2 Stage Base Only	005
+ 3 Stage Base	007
+ 3 Stage Base Only	009
<b>Freestanding Fixed Height Tables</b>	<b>011</b>
<b>Freestanding Pneumatic Height Adjustable Tables</b>	<b>012</b>
<b>Monitor Arms</b>	<b>013</b>
<b>Keyboard Platforms</b>	<b>014</b>
<b>Task Lighting</b>	<b>015</b>

## Conditions of sale

Refer to the [Conditions of Sale](#) document on [inscapesolutions.com](http://inscapesolutions.com).



















## General information

- The legs are available in all standard paint colours.
- Worksurface sizes are nominal. Surfaces are 1" less in the depth and 2" less in the width to provide gap between worksurface and panel to avoid pinch points
- Product codes include base and worksurface
- Stretcher bars are included
- When manually specifying worksurface of laminate or veneer add suffix "-S" to the code
- 1 ¼" thick worksurfaces only


## Notes

In order to get a total cost on products when upcharges are present take the list price of the product number and add the upcharge cost shown to the list price. For example:

Product INLAKF2436 in Nuform Woodgrain would be \$913 +\$31

Product INLAKF2436 in Grade 1 Laminate and an Accent Paint on the base would be \$913 +\$95 +\$92

These tables receive a Systems discount

Description	Part number	Width	Depth	Laminate/ Nuform solid	Nuform woodgrain	Tapered edge	Grade 1 laminate	Accent paint
	INLAKF2436	36"	23"	\$913	+\$31	+\$14	+\$95	+\$92
	INLAKF2442	42"	23"	\$928	+\$34	+\$17	+\$104	+\$93
	INLAKF2448	48"	23"	\$976	+\$39	+\$19	+\$120	+\$98
	INLAKF2454	54"	23"	\$1022	+\$45	+\$24	+\$139	+\$103
	INLAKF2460	60"	23"	\$1068	+\$48	+\$26	+\$149	+\$107
	INLAKF2466	66"	23"	\$1114	+\$52	+\$28	+\$161	+\$112
	INLAKF2472	72"	23"	\$1163	+\$58	+\$29	+\$180	+\$117

## 24"D Freestanding Fixed Height Table



INLAKF3036	36"	29"	\$999	+\$40	+\$21	+\$123	+\$100
INLAKF3042	42"	29"	\$1021	+\$43	+\$23	+\$132	+\$103
INLAKF3048	48"	29"	\$1078	+\$48	+\$26	+\$149	+\$108
INLAKF3054	54"	29"	\$1136	+\$54	+\$27	+\$167	+\$114
INLAKF3060	60"	29"	\$1197	+\$60	+\$30	+\$186	+\$120
INLAKF3066	66"	29"	\$1237	+\$64	+\$33	+\$198	+\$124
INLAKF3072	72"	29"	\$1313	+\$72	+\$34	+\$221	+\$132

## 30"D Freestanding Fixed Height Table

## Freestanding Pneumatic Height Adjustable Tables

### General information

- This manual pneumatic height adjustable table has a lift capacity of 160lbs (includes worksurface)
- Height range is 27" to 47"; a total range of 20"
- Desks are structured with appropriate weight allotments dialed into the counterbalance mechanism; height adjustable mechanisms shall be installed with property structured tops as outlined below (included in code below)
- Tops are adjustable by a paddle in the front right of the worksurface
- Worksurface is adjusted via a unique counterbalance mechanism, adjustable by a paddle in the front right of the worksurface
- Silver and White base color option

- Product codes include base and worksurface
- Worksurfaces sizes are nominal
- Worksurfaces are 3/4" less in width on both sides of worksurface to avoid pinch points (total 1 1/2")
- 1" worksurfaces are not available in tapered edge
- Stretcher bars are required for unsupported worksurfaces of 54" width or wider
- **When manually specifying worksurface of laminate or veneer add suffix "-S" to the code**

### Notes

**In order to get a total cost on products when upcharges are present take the list price of the product number and add the upcharge cost shown to the list price. For example:**

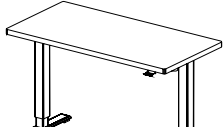
**Product EGFTCB2448 in Nuform Woodgrain would be \$2015 +\$39**

**Product EGFTCB2448 in Nuform Woodgrain with a 1" Straight Edge would be \$2015 +\$39 -\$38**

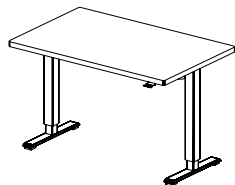
**Product EGFTCB2448 in Grade 1 Laminate would be \$2015 +\$121**

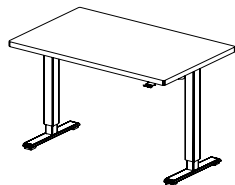
**Product EGFTCB2448 in Veneer would be \$2015 +\$628**

These tables receive a Ergonomic discount

Description	Part number	Width	Depth	1 1/4" Laminate/ Nuform solid	1" Nuform	Nuform woodgrain	Tapered edge	1 1/4" Grade 1 laminate	1 1/4" Veneer
	<b>EGFTCB2448</b>	48"	24"	\$2015	-\$38	+\$39	+\$19	+\$121	+\$628
	<b>EGFTCB2454</b>	54"	24"	\$2030	-\$44	+\$45	+\$24	+\$122	+\$638
	<b>EGFTCB2460</b>	60"	24"	\$2043	-\$47	+\$48	+\$26	+\$123	+\$663
	<b>EGFTCB2466</b>	66"	24"	\$2075	-\$51	+\$52	+\$28	+\$125	+\$658
	<b>EGFTCB2472</b>	72"	24"	\$2089	-\$57	+\$58	+\$29	+\$126	+\$666

24" D Freestanding Pneumatic Height Adjustable Tables



	<b>EGFTCB3048</b>	48"	30"	\$2083	-\$47	+\$48	+\$26	+\$125	+\$708
	<b>EGFTCB3054</b>	54"	30"	\$2158	-\$52	+\$54	+\$27	+\$130	+\$717
	<b>EGFTCB3060</b>	60"	30"	\$2180	-\$59	+\$60	+\$30	+\$131	+\$723
	<b>EGFTCB3066</b>	66"	30"	\$2235	-\$63	+\$64	+\$33	+\$135	+\$755
	<b>EGFTCB3072</b>	72"	30"	\$2258	-\$71	+\$72	+\$34	+\$136	+\$737

30" D Freestanding Pneumatic Height Adjustable Tables

### General information

- Motus and Motus2 have a weight capacity of 6.5-17.6 lbs per arm and both have a 180° lockout feature.
- Motus Conversion converts a 75mm to 100mm VESA mount to attach to a 100mm x 200mm VESA monitor.

- Motus Heavy Weighted Plate is a weighted mount for when monitor weight does not meet minimum weight for monitor arm. Adds an additional 2.39lbs.
- Finishes are available in silver and white for Motus and Motus2 monitor arms.

- Nano Single and Nano Double have a weight capacity of 2.2-17.6 lbs per arm.
- Finishes are available in silver only for Nano Single and Nano Double monitor arms.

**All monitor arms receive an Systems discount**

Description	Part number	List price
 <p>Motus Single Monitor Arm Note: Monitor not included</p>	<b>INMA1</b>	\$451
 <p>Motus2 Double Monitor Arm Note: Monitor not included</p>	<b>INMA2</b>	\$809
 <p>Motus Conversion Monitor Conversion for Larger Screens</p>	<b>INMAC</b>	\$30
 <p>Motus Heavy Weighted Plate for Monitor Arm</p>	<b>INMAH</b>	\$46
 <p>Nano Single Monitor Arm Note: Monitor not included</p>	<b>INMAG1</b>	\$314
 <p>Nano Double Monitor Arm Note: Monitor not included</p>	<b>INMAG2</b>	\$490




### General information

- All keyboard solutions include keyboard platform, articulating arm, leatherette covered gel palm pads, mouse pad, mouse guards and cord management clips at no extra charge.

- Ultra keyboard platform is recommended for straight edge work surfaces, for left or right handed users, 21" glide track and 7" height adjustment. Lift and lock height range.

- Prime and Superior keyboard platforms are made of 100% post-consumer material, making them 100% recyclable. Prime has a 17" glide track and 6.25" height adjustment and 25" cut corner platform. The Superior has 21" glide track, 7" height adjustment. Both have a twist and lock knob to adjust height and angle.

All keyboard trays receive an Ergonomic discount

Description		Part number	List price
	Prime Small Keyboard Platform Note: keyboard and mouse are not included	<b>EGKBT1CC</b>	\$335
	Superior Larger Keyboard Platform Note: keyboard and mouse are not included	<b>EGKBT2CC</b>	\$426
	Ultra Keyboard Platform with Mousing Platform Note: keyboard and mouse are not included	<b>EGKBTU</b>	\$455

General information

Lux100

- Compact light weight LED task light
- Color temperature of 3000k
- 250 Lumens, CRI 80, 3W
- 11.8" reach
- Built in dimmer and 8 hour auto shut off
- Cord length 5'




Lux200

- Long reaching LED task light
- Color temperature of 3500K
- 356 Lumens, CRI 85, 6W, lamp life of 50,000
- 36" reach
- Built in dimmer and 8 hour auto shut off
- Cord length 7'
- 180° rotation at light source, 360° at base

Lux300

- Telescoping LED task light
- Color temperature of 3500K
- 350 Lumens, CRI 83, 6W
- 33" reach
- Cord length 12'
- 180° rotation at light source and arm, 360° rotation at base
- Occupancy Sensor

All task lighting receive an Ergonomic discount

Description	Part number	List price
	Lux100 Light Weight Compact Task Lighting	<b>EGLUX1</b> \$213
	Lux200 Two Arm Long Reach Task Lighting	<b>EGLUX2</b> \$396
	Lux300 Telescoping Head and Arm with USB Port Task Lighting	<b>EGLUX3</b> \$586

**inscape**

67 Toll Road  
Holland Landing, Ontario  
L9N 1H2 Canada

T 905 836 7676  
F 905 836 6000

[inscapesolutions.com](http://inscapesolutions.com)

© Inscape Corporation 2016™

® trademarks of Inscape Corporation. Patents may be pending. Certain names, words, logos and graphics or designs contained herein are trademarks or service marks of Inscape Corporation.